

# **Tentative Budget Fiscal Year 2016**



**July 1, 2015 – June 30, 2016  
Approved by Mayor and Council  
May 19, 2015**

# TABLE OF CONTENTS

<b>Charts.....</b>	<b>1</b>
<b><u>General Fund</u></b>	
<b>Revenue.....</b>	<b>4</b>
<b>Mayor and Council .....</b>	<b>6</b>
<b>City Manager .....</b>	<b>8</b>
<b>Finance Department.....</b>	<b>10</b>
<b>City Clerk.....</b>	<b>12</b>
<b>Community Development.....</b>	<b>14</b>
<b>Administration and General Government.....</b>	<b>16</b>
<b>Personnel.....</b>	<b>18</b>
<b>Legal Services.....</b>	<b>20</b>
<b>Water Systems.....</b>	<b>22</b>
<b>Information Systems.....</b>	<b>24</b>
<b>Police.....</b>	<b>26</b>
<b>Fire &amp; Ambulance Department.....</b>	<b>28</b>
<b>City Magistrate.....</b>	<b>30</b>
<b>Cemetery.....</b>	<b>32</b>
<b>Building Maintenance.....</b>	<b>34</b>
<b>Public Works Administration.....</b>	<b>36</b>
<b>Garage.....</b>	<b>38</b>
<b>Building Inspector.....</b>	<b>40</b>
<b>Parks.....</b>	<b>42</b>
<b>Swimming Pool.....</b>	<b>44</b>
<b>Library.....</b>	<b>46</b>
<b>Senior Center.....</b>	<b>48</b>
<b>Contingency.....</b>	<b>50</b>
<b>Total General Fund Expenditures.....</b>	<b>51</b>

**Other Funds**

**General Government Grant Revenue.....52**

**Public Safety – Fire Grants.....54**

**Transportation Grants.....56**

**Visitor Center .....58**

**Streets Fund (Highway User Revenue Fund or HURF).....60**

**RICO (Racketeer Influenced and Corrupt Organizations Fund).....62**

**Bisbee Arts Commission.....64**

**Donations Fund.....66**

**Airport Fund.....68**

**Police Special Revenue and Grants.....70**

**Wastewater Fund.....72**

**Sanitation Fund..... 75**

**Bisbee Public Works Grants.....77**

**Queen Mine Fund.....78**

**Miscellaneous Grants.....82**

**Debt Service Fund.....84**

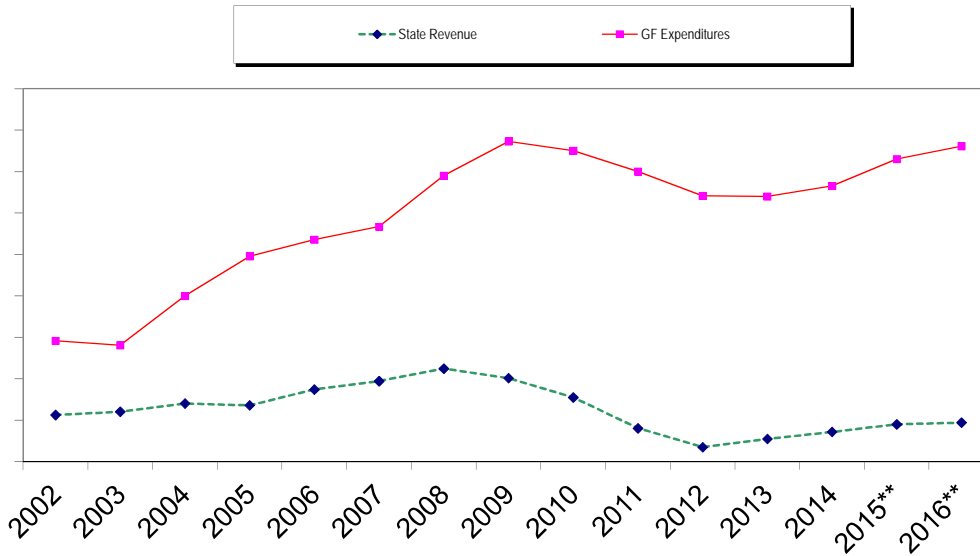
**Debt Service – Wastewater Construction Project.....86**

**Youth Fund.....88**

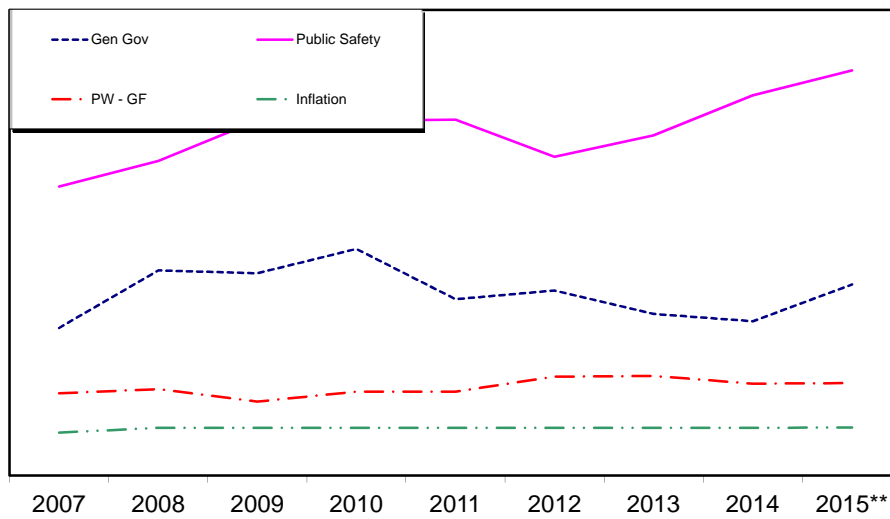
**Bisbee Bus Fund .....90**

**Capital Improvements Fund.....92**

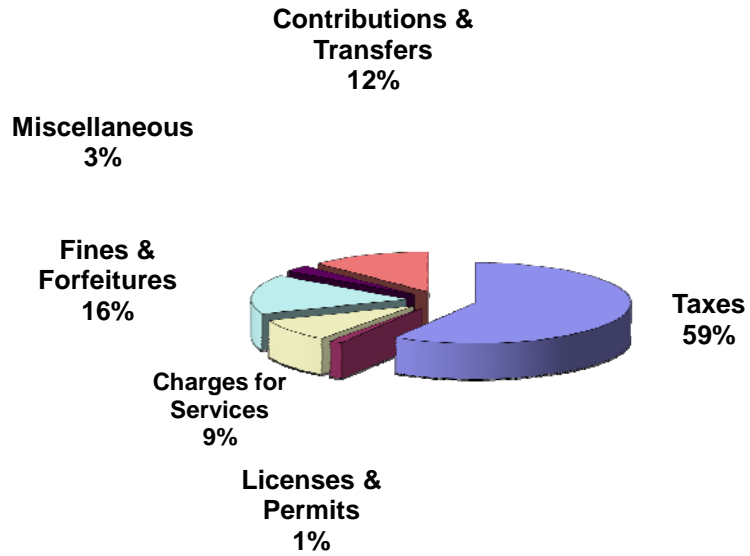
## Comparison of State Revenue and City Expenditure Fluctuations



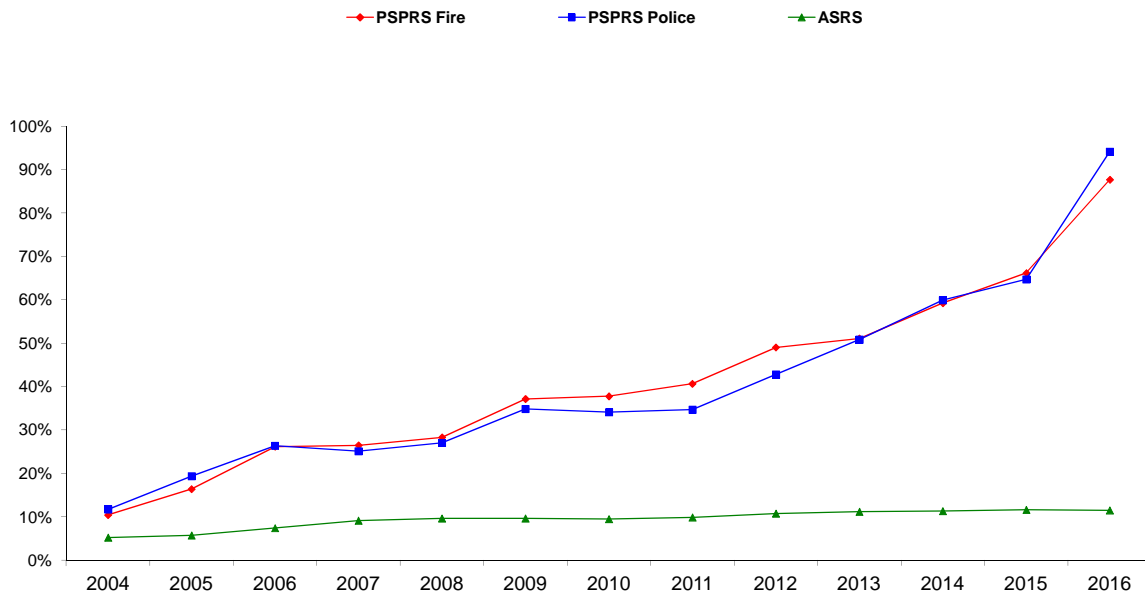
## Comparison of General Fund Expenditures by Major Expenditure Category



# General Fund Revenue by Type



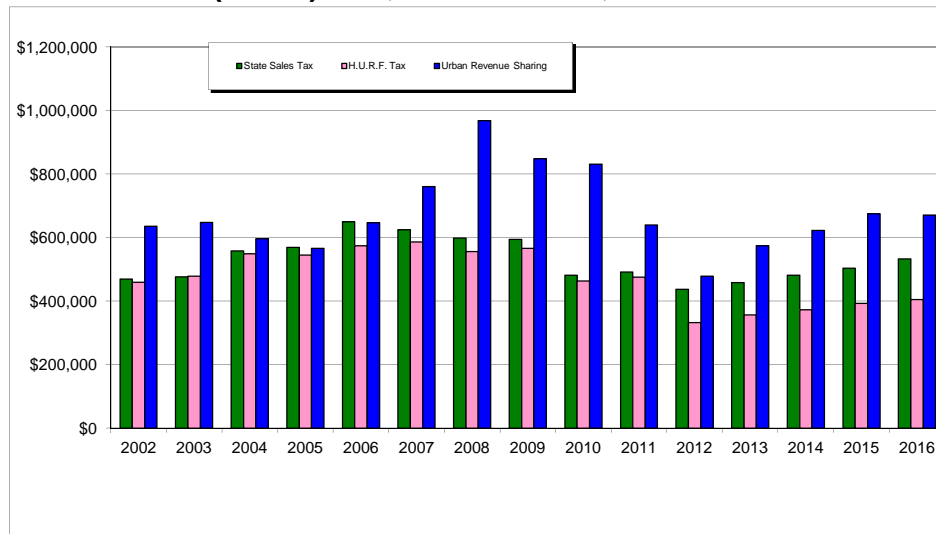
# Historical Pension Contribution Rates



## Comparison of City TPT (Sales) Tax Collections, Transient Room Tax Collections, and Visitor Center Customers



## Comparison of State TPT (Sales) Tax, H.U.R.F. Tax, and Urban Revenue Sharing



<u>Account</u>		<u>FY 2014</u>	<u>FY 2014</u>	<u>FY 2015</u>	<u>YTD 12/31/14</u>	<u>FY 2015</u>	<u>FY 2016</u>
<u>Number</u>	<u>Account Description</u>	<u>Budget</u>	<u>Actual</u>	<u>Budget</u>	<u>Actual</u>	<u>Y/E Estimate</u>	<u>Proposed</u>
<b>Taxes</b>							
10-31-10000	CITY SALES TAX	1,900,000	1,930,977	2,025,000	841,159	1,682,318	2,460,000
10-31-10020	BED TAX	92,000	79,658	92,000	47,184	94,368	121,000
10-31-20200	STATE SALES TAX	481,722	486,038	503,748	239,951	503,748	532,597
10-31-24000	VEHICLE LICENSE TAX	256,353	231,897	271,935	109,355	218,710	267,760
10-31-24500	PROPERTY TAX	922,303	933,152	952,069	566,521	950,000	974,847
	<b>Total Revenue - Taxes</b>	<b>3,652,378</b>	<b>3,661,722</b>	<b>3,844,752</b>	<b>1,804,170</b>	<b>3,449,144</b>	<b>4,356,204</b>
<b>Licenses &amp; Permits</b>							
10-32-10400	BUILDING/SIGN PERMITS	45,000	68,391	55,000	14,427	28,854	50,000
10-32-10401	CODE VIOLATION FINES	0	27	0	437	874	1,000
10-32-10600	OCCUPATIONAL/LIQUOR LICENSES	39,000	52,896	50,000	27,214	50,000	50,000
10-32-10650	SPECIAL EVENT LICENSES	1,600	6,578	10,000	375	750	1,000
10-32-10700	CIVIL UNION FEE	0	1,051	900	225	450	500
10-32-10800	DOG LICENSE FEES/IMPOUND FEES	1,000	933	1,000	757	1,514	1,000
	<b>Total Licenses &amp; Permits</b>	<b>86,600</b>	<b>129,876</b>	<b>116,900</b>	<b>43,435</b>	<b>82,442</b>	<b>103,500</b>
<b>Intergovernmental</b>							
10-33-20100	URBAN REVENUE SHARING (Income Tax)	621,974	625,814	674,849	337,444	674,888	671,229
	<b>Total Intergovernmental</b>	<b>621,974</b>	<b>625,814</b>	<b>674,849</b>	<b>337,444</b>	<b>674,888</b>	<b>671,229</b>
<b>Charges for Services</b>							
10-34-10100	PLANNING/ZONING APPLICATIONS	2,000	2,932	3,000	800	1,600	2,000
10-34-10120	PLAN EXAMINATION FEE	5,000	6,984	6,000	2,427	4,854	5,000
10-34-10154	PROFESSIONAL SVC REIM P&Z	35,000	0	0	0	0	0
10-34-10300	LIBRARY FEES	4,000	3,403	4,000	1,549	3,098	4,000
10-34-10501	CEMETERY PLOT FEES	3,000	6,000	6,500	4,100	8,200	8,000
10-34-10510	CEMETERY MAINTENANCE FEES	2,000	2,800	3,000	1,400	2,800	3,000
10-34-10700	PUBLIC COPY FEES	750	756	750	196	392	400
10-34-10862	VEHICLE IMPOUND FEES	12,000	9,775	12,000	6,010	12,020	15,000
10-34-10870	TOWING FEES	0	4,338	4,000	3,486	6,972	7,000
10-34-10880	PARKS USE PERMIT	3,000	3,739	4,400	570	1,140	2,000
10-34-11500	FRANCHISE FEES	230,000	223,975	230,000	85,269	225,000	230,000
10-34-40066	AMBULANCE FEES	1,000,000	917,339	1,000,000	382,988	777,300	900,000
	<b>Total Charges for Services</b>	<b>1,296,750</b>	<b>1,182,041</b>	<b>1,273,650</b>	<b>488,795</b>	<b>1,043,376</b>	<b>1,176,400</b>
<b>Fines &amp; Forfeitures</b>							
10-35-10502	MUNICIPAL COURT FINES	0	23	0	7,773	0	0
10-35-70700	DOG LICENSE FINES	0	0	0	0	0	0
	<b>Total Fines &amp; Forfeitures</b>	<b>0</b>	<b>23</b>	<b>0</b>	<b>7,773</b>	<b>0</b>	<b>0</b>

<u>Account</u>		<u>FY 2014</u>	<u>FY 2014</u>	<u>FY 2015</u>	<u>YTD 12/31/14</u>	<u>FY 2015</u>	<u>FY 2016</u>
<u>Number</u>	<u>Account Description</u>	<u>Budget</u>	<u>Actual</u>	<u>Budget</u>	<u>Actual</u>	<u>Y/E Estimate</u>	<u>Proposed</u>
<b>Miscellaneous</b>							
10-36-10551	REFUNDS/ADJUSTMENTS	0	38	0	0	0	0
10-36-10802	ADOPTIONS ANIMAL SHELTER	2,500	3,650	4,000	3,825	6,000	6,000
10-36-11000	SERVICE REIMB - OTHER	0	0	0	0	0	0
10-36-11062	SERVICE REIMB - POLICE DEPT	0	(5,306)	0	1,499	2,998	0
10-36-11063	POLICE VEHICLE USE FEES	0	615	5,000	980	1,960	5,000
10-36-11065	HIDTA REIMB O/T POLICE	35,000	28,448	35,000	0	0	35,000
10-36-11066	SCHOOL RESOURCE OFFICER	0	47,860	60,000	12,007	24,014	60,000
10-36-11087	INSURANCE REIMBURSEMENTS	0	4,906	0	0	0	0
10-36-11100	L.L.E.A.C REVENUE FROM COUNTY	0	724	0	291	582	0
10-36-11600	OVER/SHORT	0	(22)	0	0	0	0
10-36-13039	RICO AUCTION REIMBURSEMENTS	25,000	0	15,000	13,911	15,000	15,000
10-36-13500	RENTAL INCOME	56,500	46,500	46,500	23,250	46,500	46,500
10-36-13597	CITY AUCTION FUNDS	25,000	28,825	21,000	0	15,000	21,000
10-36-21000	INTEREST EARNED	2,000	1,474	2,500	2,145	4,290	5,000
10-36-21001	RETURNED CHECK FEES	50	30	50	0	50	0
10-36-50000	UNASSIGNED REVENUES	0	574	0	(10)	(20)	0
	<b>Total Miscellaneous</b>	<b>146,050</b>	<b>158,316</b>	<b>189,050</b>	<b>57,898</b>	<b>116,374</b>	<b>193,500</b>
<b>Contributions &amp; Transfers</b>							
10-38-40000	DONATIONS/MISC	0	30,946	1,000	50	100	0
10-38-40080	DONATIONS - RECREATIONAL	0	0	0	50	100	0
10-38-40087	DONATIONS/SHELTER	0	2,425	1,000	1,698	1,700	1,000
10-38-40090	DONATIONS - FIRE DEPT	0	0	1,300	0	0	0
10-38-50010	GAIN/LOSS ON DISPOSAL OF ASSET	0	500	0	0	0	0
10-38-51000	USE OF RESERVES	239,747	0	207,079	0	0	599,488
10-38-51001	RESERVES-CABLE ONE AGREEMENT	0	0	2,534	0	0	2,534
10-38-99053	TRANSFER FROM POLICE/SPEC REV	15,000	11,727	33,122	1,472	15,000	31,561
10-38-99954	TRANSFERS FROM WWATER DEPT	151,806	151,806	173,689	86,844	173,689	167,971
10-38-99956	TRANSFERS FROM SANITATION	86,609	86,609	84,311	42,155	84,311	80,415
10-38-99959	TRANSFERS FROM QUEEN MINE	30,750	30,750	47,166	23,583	47,166	45,795
	<b>Total Contributions &amp; Transfers</b>	<b>523,912</b>	<b>314,763</b>	<b>551,201</b>	<b>155,852</b>	<b>322,066</b>	<b>928,764</b>
	<b>TOTAL REVENUE GENERAL FUND</b>	<b>6,327,664</b>	<b>6,072,555</b>	<b>6,650,402</b>	<b>2,895,367</b>	<b>5,688,290</b>	<b>7,429,597</b>



## Mayor and Council

The Mayor and Council, acting as the legislative body, enact local legislation, adopt budgets, determine policies and appoint the City Manager and other officers deemed necessary for the orderly government and administration of the affairs of the City.

Current Mayor and Council:

Mayor Ron Oertle

Councilmember Shirley Doughty, Ward III

Councilmember Joan Hansen, Ward II

Councilmember Eugene Conners, Ward I

Councilmember Serena Sullivan, Ward I

Councilmember Anna Cline, Ward III

Councilmember Douglas Dunn, Ward II

Council Sessions are held on the 1st and 3rd Tuesday of each month, with Special Sessions and Work Sessions held on an "as needed" basis. In 2014 there were twenty-four Regular Council Sessions, fifteen Special Sessions, and three Work Sessions.

## Fiscal Year 2015-16 Budget Highlights

There is funding for travel to the Arizona League Conference. This budget also includes funds for the 4th of July fireworks totaling \$3,500.

<u>Account</u>		<u>FY 2014</u>	<u>FY 2014</u>	<u>FY 2015</u>	<u>YTD 12/31/14</u>	<u>FY 2015</u>	<u>FY 2016</u>
<u>Number</u>	<u>Account Description</u>	<u>Budget</u>	<u>Actual</u>	<u>Budget</u>	<u>Actual</u>	<u>Y/E Estimate</u>	<u>Proposed</u>
<b>Mayor &amp; Council</b>							
10-50-11000	SALARIES - GENERAL	19,200	19,200	19,200	9,600	19,200	19,200
10-50-11100	F.I.C.A.	1,190	1,190	1,190	595	1,190	1,190
10-50-11200	MEDICARE	278	278	278	139	278	278
10-50-11700	WORKERS COMPENSATION	62	69	68	33	68	51
	<b>Mayor &amp; Council Personnel Costs</b>	<b>20,730</b>	<b>20,737</b>	<b>20,736</b>	<b>10,367</b>	<b>20,736</b>	<b>20,719</b>
10-50-13100	BUSINESS TRAVEL	500	923	500	249	250	500
10-50-13400	EDUCATION & TRAINING	4,000	1,968	4,000	1,252	252	4,000
10-50-13500	SUBSCRIPTIONS & DUES	6,600	6,655	6,500	6,451	6,451	6,500
10-50-24000	TELEPHONE & FAX	0	0	250	0	0	0
10-50-41500	OFFICE SUPPLIES	500	392	500	603	603	500
10-50-42020	PRINTING & REPRODUCTION	200	0	200	0	0	200
10-50-42040	ADVERTISING	100	118	100	0	0	100
10-50-43000	FOURTH OF JULY	3,500	3,375	3,500	3,500	3,500	3,500
10-50-43500	POSTAGE	125	94	125	1,751	1,800	125
10-50-46000	OPERATIONAL EXPENSES	1,700	(540)	1,000	675	675	2,000
	<b>Total Mayor &amp; Council</b>	<b>37,955</b>	<b>33,722</b>	<b>37,411</b>	<b>24,848</b>	<b>34,267</b>	<b>38,144</b>

## City Manager

The City of Bisbee operates under a Council-Manager form of government. The City Manager is responsible for the day-to-day operation of all city government functions under policy direction from the Mayor and City Council. Mr. Jestin Johnson was selected to serve as the new City Manager in May 2014.

The Mayor and Council, acting as the legislative body, determine city policy. The City Manager proposes new policies and implements and administers policies adopted by the City Council. The City Manager is also responsible for the development and administration of the City operating budget once approved by the Mayor and Council. The Mayor and Council appoint the City Manager.

In addition to the Charter responsibilities, the City Manager has the opportunity to serve the community and the region by participating with various agencies and groups.

### Fiscal Year 2015-16 Budget Highlights

The new City Manager will implement this budget and continue planning for future changes and improvements. There are no new programs included in this budget. The City Manager will continue to receive administrative support from the Personnel Director.

<u>Account</u>		<u>FY 2014</u>	<u>FY 2014</u>	<u>FY 2015</u>	<u>YTD 12/31/14</u>	<u>FY 2015</u>	<u>FY 2016</u>
<u>Number</u>	<u>Account Description</u>	<u>Budget</u>	<u>Actual</u>	<u>Budget</u>	<u>Actual</u>	<u>Y/E Estimate</u>	<u>Proposed</u>
<b>City Manager</b>							
10-51-11000	SALARIES - GENERAL	100,526	72,231	90,422	44,139	88,278	91,874
10-51-11100	F.I.C.A.	6,283	4,265	5,657	2,617	5,234	5,696
10-51-11200	MEDICARE	1,469	1,027	1,323	612	1,224	1,332
10-51-11300	A.S.R.S.	11,601	7,210	10,489	5,120	10,240	10,538
10-51-11500	MEDICAL INSURANCE	5,708	3,806	5,708	2,854	5,708	4,874
10-51-11501	STANDARD DISABILITY INSURANCE	255	186	248	124	248	248
10-51-11505	DEFERRED COMP	811	541	811	406	812	811
10-51-11510	DENTAL INSURANCE	622	415	622	278	556	641
10-51-11600	LIFE INSURANCE	102	68	102	51	102	102
10-51-11700	WORKERS COMPENSATION	323	258	320	151	302	244
	<b>City Manager Personnel Costs</b>	<b>127,700</b>	<b>90,007</b>	<b>115,702</b>	<b>56,352</b>	<b>112,704</b>	<b>116,360</b>
10-51-13100	BUSINESS TRAVEL	500	237	500	265	500	500
10-51-13400	EDUCATION & TRAINING	600	630	600	0	600	600
10-51-13500	SUBSCRIPTIONS & DUES	1,000	201	1,000	0	200	1,000
10-51-24000	TELEPHONE & FAX	1,300	2,051	1,300	492	900	1,300
10-51-31000	PROFESSIONAL FEES	0	20,338	0	0	0	0
10-51-41500	OFFICE SUPPLIES	100	117	200	166	200	300
10-51-42000	ADMIN SPECIAL SUPPLIES	100	28	100	0	0	100
10-51-42040	ADVERTISING	50	1,040	100	0	75	100
10-51-43500	POSTAGE	100	2	100	8	50	100
10-51-46000	OPERATIONAL EXPENSES	500	3,397	1,500	4,217	4,217	1,500
	<b>Total City Manager</b>	<b>131,950</b>	<b>118,048</b>	<b>121,102</b>	<b>61,500</b>	<b>119,446</b>	<b>121,860</b>

## Finance

The Finance Department provides fiscal oversight for the City, providing all the accounting, financial, and internal audit services for the City, along with overseeing the procurement and risk management functions. The department also provides utility billing services for the Sanitation and Wastewater Funds and plays a vital role working with the City Manager on the preparation and implementation of the Annual Budget.

A portion of the cost for this department is defrayed by transfers into the General Fund from the City's three Enterprise Funds; Wastewater, Sanitation, and Queen Mine. These transfers offset the costs of services such as billing, collection, payroll, accounts payable, auditing, and financial oversight.

The Finance Director also serves as the Fiscal Agent for the Bisbee Municipal Property Corporation, City Treasurer, and Risk Manager.

Last year as a part of their ongoing responsibilities the Finance Department received and accounted for over \$10 million in deposits for various funds, issued and collected approximately 43,000 sewer and garbage bills, and processed over 14,000 payroll and accounts payable checks.

The department has staff dedicated to monitor and collect delinquent sewer and garbage accounts, and continue to place liens on delinquent accounts. In addition, all accounts are cross-checked quarterly with the County's property records to verify accuracy.

The Finance staff has implemented a "Fair Share" campaign to collect on outstanding debts. The City participates in the Arizona Debt Set-Off program which allows the City to claim state income refunds for the debts owed. The City also monitors various websites to ensure that all rental properties, both residential and

### Fiscal Year 2015-16 Budget Highlights

There are no new programs included in this budget. The financial accounting software budget has been transferred to the Information Technology budget to assist in identifying the true cost of technology.

<u>Account</u>		<u>FY 2014</u>	<u>FY 2014</u>	<u>FY 2015</u>	<u>YTD 12/31/14</u>	<u>FY 2015</u>	<u>FY 2016</u>
<u>Number</u>	<u>Account Description</u>	<u>Budget</u>	<u>Actual</u>	<u>Budget</u>	<u>Actual</u>	<u>Y/E Estimate</u>	<u>Proposed</u>
<b>Finance</b>							
10-52-11000	SALARIES - GENERAL	216,922	178,921	230,256	92,502	185,004	228,946
10-52-11001	OVERTIME - GENERAL	2,500	0	0	20	40	2,500
10-52-11050	SALARIES - PART TIME	14,000	18,816	15,450	0	11,000	14,000
10-52-11100	F.I.C.A.	14,673	12,431	15,485	5,806	11,612	15,218
10-52-11200	MEDICARE	3,432	2,967	3,622	1,358	2,716	3,559
10-52-11300	A.S.R.S.	22,845	20,587	26,710	10,733	21,466	26,550
10-52-11301	ALTERNATE CONTRIBUTIONS, A.S.R.S.	1,288	1,731	1,479	0	1,053	1,310
10-52-11500	MEDICAL INSURANCE	22,833	22,357	28,541	11,417	22,834	24,371
10-52-11501	STANDARD DISABILITY INSURANCE	893	884	1,090	405	810	967
10-52-11505	DEFERRED COMP	3,246	3,178	4,057	1,623	3,246	4,057
10-52-11510	DENTAL INSURANCE	2,488	2,371	3,166	948	1,896	2,392
10-52-11600	LIFE INSURANCE	406	400	510	204	408	510
10-52-11700	WORKERS COMPENSATION	751	711	859	317	634	653
10-52-11800	STATE UNEMPLOYMENT	0	2,378	0	0	0	0
	<b>Finance Personnel Costs</b>	<b>306,277</b>	<b>267,732</b>	<b>331,225</b>	<b>125,333</b>	<b>262,719</b>	<b>325,033</b>
10-52-13100	BUSINESS TRAVEL	500	387	500	305	700	3,000
10-52-13400	EDUCATION & TRAINING	2,200	2,167	2,200	1,915	2,200	2,200
10-52-13500	SUBSCRIPTIONS & DUES	330	270	330	200	330	330
10-52-31000	PROFESSIONAL FEES	2,000	0	0	0	0	2,000
10-52-31200	AUDITING & ACCOUNTING	34,600	26,700	36,100	36,100	36,100	37,600
10-52-34000	CONTRACT SERVICES/AZDOR	3,000	1,243	1,000	0	99	13,000
10-52-36000	MAINTENANCE & SUPPORT AGREEMENT	10,600	10,062	11,000	10,062	10,100	600
10-52-41500	OFFICE SUPPLIES	2,500	2,486	2,700	955	2,200	2,700
10-52-42000	ADMIN SPECIAL SUPPLIES	4,200	3,542	4,000	2,318	4,000	4,000
10-52-42030	BOOKS AND REFERENCE MATERIALS	575	808	500	0	750	750
10-52-42040	ADVERTISING	2,500	2,172	2,500	0	2,300	2,500
10-52-42050	NON CAP ADMIN EQUIP/FURN	1,000	327	1,000	76	500	1,000
10-52-43100	FEES - FUND MANAGEMENT	15,000	9,165	11,400	3,602	8,000	11,400
10-52-43110	CREDIT CARD FEES	6,500	6,062	6,500	3,439	7,000	7,000
10-52-43120	OTHER FEES	250	219	250	53	100	250
10-52-43500	POSTAGE	15,000	11,487	15,000	6,858	13,200	15,000
	<b>Total Finance</b>	<b>407,082</b>	<b>344,829</b>	<b>426,205</b>	<b>191,216</b>	<b>350,298</b>	<b>428,363</b>

## City Clerk

The City Clerk Office is responsible to the Mayor and City Council. The City Clerk's Office serves as the repository for all City records and correspondence, and maintains and monitors the recordkeeping and filing of City documents. The Clerk's Office maintains, updates, and monitors the Laser Fiche Document Imaging System which allows for public and City staff access. City Clerk staff provides administrative support for twenty-two (22) Boards and Commissions of the City, and also administers support to Council, City staff and the public. In addition to the responsibilities indicated above, other duties consist of preparing and processing correspondence, advertisements, bid proposals, public notices, Agenda Packets and back-up material for meetings, Action Agendas, and Minutes. Other services provided by the City Clerk's office include, processing telephone calls and daily mail, administering the oath of office, scheduling meetings for staff, ensuring that video equipment and recording system for meetings are operational and informing the technician of any problems. In addition, updates the government channel (Channel 5) and the City website; and records meetings as needed by the public or staff.

The City Clerk serves as Chief Election Officer for the City of Bisbee and is responsible for managing the City of Bisbee elections.

## Fiscal Year 2015-16 Budget Highlights

The FY 2015-16 Budget for the City Clerk Office reflects training and education necessary for staff development.

<u>Account</u>		<u>FY 2014</u>	<u>FY 2014</u>	<u>FY 2015</u>	<u>YTD 12/31/14</u>	<u>FY 2015</u>	<u>FY 2016</u>
<u>Number</u>	<u>Account Description</u>	<u>Budget</u>	<u>Actual</u>	<u>Budget</u>	<u>Actual</u>	<u>Y/E Estimate</u>	<u>Proposed</u>
<b>City Clerk</b>							
10-53-11000	SALARIES - GENERAL	79,123	80,013	77,998	38,760	77,520	81,370
10-53-11001	OVERTIME - GENERAL	1,500	0	1,500	0	0	1,500
10-53-11050	SALARIES - PART TIME	0	0	0	0	0	0
10-53-11100	F.I.C.A.	5,099	5,032	5,029	2,438	4,876	5,138
10-53-11200	MEDICARE	1,193	1,202	1,176	570	1,140	1,202
10-53-11300	A.S.R.S.	9,304	8,574	9,222	4,496	8,992	9,505
10-53-11500	MEDICAL INSURANCE	11,417	6,592	11,417	2,854	5,708	4,874
10-53-11501	STANDARD DISABILITY INSURANCE	375	395	424	182	364	418
10-53-11505	DEFERRED COMP	1,623	1,623	1,623	811	1,622	1,623
10-53-11510	DENTAL INSURANCE	850	38	1,244	0	0	0
10-53-11600	LIFE INSURANCE	203	204	204	102	204	204
10-53-11700	WORKERS COMPENSATION	259	285	281	133	266	221
10-53-11800	STATE UNEMPLOYMENT	12,480	0	0	0	0	0
	<b>City Clerk Personnel Costs</b>	<b>123,426</b>	<b>103,958</b>	<b>110,118</b>	<b>50,346</b>	<b>100,692</b>	<b>106,055</b>
10-53-13100	BUSINESS TRAVEL	1,500	1,740	1,500	549	1,500	1,500
10-53-13400	EDUCATION & TRAINING	1,200	1,444	1,200	160	1,200	1,200
10-53-13500	SUBSCRIPTIONS & DUES	500	330	500	315	500	500
10-53-34000	CONTRACT SERVICES	0	576	0	0	0	0
10-53-36000	MAINTENANCE & SUPPORT AGREEMENT	2,000	1,610	2,000	1,278	2,000	2,000
10-53-41500	OFFICE SUPPLIES	2,500	2,352	2,500	310	1,500	2,500
10-53-42030	BOOKS & REFERENCE MATERIALS	100	0	100	0	0	100
10-53-42040	ADVERTISING	3,000	2,285	3,000	746	0	3,000
10-53-42050	NON CAP ADMIN EQUIP/FURN	800	423	800	132	800	800
10-53-43500	POSTAGE	250	216	250	151	250	250
10-53-46000	OPERATIONAL EXPENSE	25	33	500	68	250	500
10-53-46531	ELECTION EXPENSE	15,000	17	25,000	9,851	12,821	15,000
	<b>Total City Clerk</b>	<b>150,301</b>	<b>114,984</b>	<b>147,468</b>	<b>63,906</b>	<b>121,513</b>	<b>133,405</b>



## Community Development

The Community Development Department (CDD) works to provide the community with services that enhance the quality of life and improve economic opportunities. The department is responsible for Planning and Zoning, Building Inspection/Code Enforcement, the Visitor's Center, the Queen Mine Tour, Animal Shelter and the Bisbee Bus Transit System. In addition, the department provides staff liaisons to the Planning and Zoning Commission, the Board of Adjustment, the Design Review Board, the Bisbee Arts Commission, the Committee on Disability Issues, Transit Advisory Committee, Community Sustainability Commission and the iBisbee Committee.

### Fiscal Year 2015-16 Budget Highlights

An additional funding of \$16,000 is included in this budget for contract services for the animal shelter administrator to help oversee the Animal Shelter.

<u>Account</u>		<u>FY 2014</u>	<u>FY 2014</u>	<u>FY 2015</u>	<u>YTD 12/31/14</u>	<u>FY 2015</u>	<u>FY 2016</u>
<u>Number</u>	<u>Account Description</u>	<u>Budget</u>	<u>Actual</u>	<u>Budget</u>	<u>Actual</u>	<u>Y/E Estimate</u>	<u>Proposed</u>
<b>Comm. Development</b>							
10-54-11000	SALARIES - GENERAL	32,926	34,563	35,610	16,644	33,288	33,904
10-54-11001	OVERTIME - GENERAL	1,500	997	1,500	37	74	1,500
10-54-11050	SALARIES - PART TIME	0	4,034	15,714	8,337	16,674	15,257
10-54-11100	F.I.C.A.	2,185	2,443	3,325	1,525	3,050	3,141
10-54-11200	MEDICARE	511	582	778	357	714	735
10-54-11300	A.S.R.S.	3,973	4,058	7,393	1,961	3,922	3,889
10-54-11500	MEDICAL INSURANCE	5,708	5,708	5,708	2,854	5,708	4,874
10-54-11501	STANDARD DISABILITY INSURANCE	167	203	209	94	188	187
10-54-11505	DEFERRED COMP	811	811	811	406	812	811
10-54-11510	DENTAL INSURANCE	228	228	228	114	228	235
10-54-11600	LIFE INSURANCE	102	102	102	51	102	102
10-54-11700	WORKERS COMPENSATION	111	234	652	373	746	390
<b>Community Development Personnel Costs</b>		<b>48,222</b>	<b>53,963</b>	<b>72,030</b>	<b>32,753</b>	<b>65,506</b>	<b>65,025</b>
10-54-13400	EDUCATION & TRAINING	600	185	200	19	200	200
10-54-13500	SUBSCRIPTIONS & DUES	500	50	0	0	0	300
10-54-21000	ELECTRIC-SHELTER	0	567	1,500	918	1,500	1,500
10-54-22000	WATER-SHELTER	0	495	1,100	443	1,100	1,100
10-54-22550	SEWER AND GARBAGE SERV-SHELTER	0	197	630	247	630	630
10-54-24000	TELEPHONE & FAX-SHELTER	200	127	400	193	400	400
10-54-24001	INTERNET ACCESS FEES-SHELTER	0	226	720	494	720	720
10-54-31000	PROFESSIONAL FEES	35,000	1,609	5,000	2,112	5,000	5,000
10-54-34000	CONTRACT SERVICES	9,500	6,681	6,000	9,158	18,300	16,000
10-54-41500	OFFICE SUPPLIES	1,500	1,095	1,500	648	1,500	2,000
10-54-42020	PRINTING & REPRODUCTION	1,000	276	1,000	0	0	0
10-54-42040	ADVERTISING	1,000	1,734	2,000	804	2,000	1,000
10-54-42050	NON CAP ADMIN EQUIP/FURN	0	0	0	95	0	0
10-54-43500	POSTAGE	1,000	371	750	102	750	500
10-54-46000	OPERATIONAL EXPENSES	0	1,032	1,000	0	1,000	1,000
10-54-46541	CC TOURISM & ECONOMIC DEV	2,000	1,315	12,000	9,315	12,000	5,000
10-54-46542	ANIMAL SHELTER EXPENSES	0	6,562	10,000	13,539	15,000	15,000
<b>Total Community Development</b>		<b>100,522</b>	<b>76,485</b>	<b>115,830</b>	<b>70,840</b>	<b>125,606</b>	<b>115,375</b>

## Administration and General Government

The Administration and General Government department accounts for several of the general operating expenses for City Hall such as utilities, postage and copier maintenance fees, liability insurance, special supplies, and fuel. This fund also includes transfers to other funds within the City budget, such as:

- Transfer Bed Tax Revenues to the Visitor Center Fund
- Transfer portion of TPT Sales Tax 1% Revenues allocated to Streets Fund
- Transfer to Debt Service Fund to provide for those debts funded by the General Fund which is one ambulance.
- Transfer portion of TPT (Sales Tax) Revenue allocated to Wastewater Fund
- Transfer to Bisbee Bus (if needed) to supplement the City's "in-kind" contribution to the operation.

## Fiscal Year 2015-16 Budget Highlights

This budget includes the transfer portion of TPT Sales Tax 1% Revenues allocated to Streets Fund approved by voters in November 2014.

<u>Account</u>		<u>FY 2014</u>	<u>FY 2014</u>	<u>FY 2015</u>	<u>YTD 12/31/14</u>	<u>FY 2015</u>	<u>FY 2016</u>
<u>Number</u>	<u>Account Description</u>	<u>Budget</u>	<u>Actual</u>	<u>Budget</u>	<u>Actual</u>	<u>Y/E Estimate</u>	<u>Proposed</u>
<b>Admin &amp; Gen Government</b>							
10-55-21000	ELECTRIC	18,000	10,045	18,000	5,669	11,338	15,000
10-55-22000	WATER	2,500	2,862	3,000	1,346	2,692	3,000
10-55-22550	SEWER AND GARBAGE SERV.	4,488	4,464	4,757	1,897	3,794	4,757
10-55-23000	GAS	7,700	4,021	7,700	315	630	1,000
10-55-2400	TELEPHONE & FAX	0	130	0	12	24	130
10-55-24110	RENT/LEASE	885	942	100	785	785	1,000
10-55-31000	PROFESSIONAL FEES	2,000	1,971	2,000	2,053	2,100	2,100
10-55-34000	CONTRACT SERVICES	8,000	12,524	9,000	5,950	8,000	8,000
10-55-37000	PROPERTY, CASUALTY, LIABILITY	150,000	116,303	150,000	61,606	123,212	150,000
10-55-37100	INSURANCE CLAIMS & DEDUCTIBLES	5,000	3,599	5,000	210	420	5,000
10-55-41500	OFFICE SUPPLIES	3,000	2,344	3,000	1,319	2,500	3,000
10-53-42000	ADMIN SPECIAL SUPPLIES	0	0	0	0	0	0
10-55-42020	PRINTING & REPRODUCTION	200	0	200	0	0	0
10-55-42040	ADVERTISING	0	0	0	0	0	0
10-55-42050	NON CAP ADMIN EQUIP/FURN	1,300	743	1,300	158	316	500
10-55-43500	POSTAGE	3,400	2,434	3,400	659	2,500	2,400
10-55-44000	HEALTH REIMBURSEMENT	0	0	0	0	0	19,250
10-55-46000	OPERATIONAL EXPENSES	1,500	2,171	5,500	473	1,200	5,500
10-55-62003	GASOLINE	2,200	3,226	3,000	1,362	2,724	3,000
10-55-99020	TRANSFER BED TAX TO FUND 20	92,000	79,658	92,000	17,183	34,366	121,000
10-55-99054	TRF .5% SALES TAX TO WASTE WATER	350,000	389,923	400,000	164,955	329,910	351,780
10-55-99085	TRANSFERS TO DEBT SERVICE	29,752	29,752	62,874	31,437	27,456	47,021
10-55-99021	TRANSFERS TO STREETS	0	0	0	0	0	703,560
10-55-99050	TRANSFERS TO AIRPORT	0	0	0	0	0	35,000
10-55-99096	TRANSFER TO BISBEE BUS	5,600	5,579	12,500	0	12,500	3,700
<b>Total Admin &amp; Gen Government</b>		<b>687,525</b>	<b>672,691</b>	<b>783,331</b>	<b>297,389</b>	<b>566,467</b>	<b>1,485,698</b>

## Personnel

The Personnel Department is responsible to the City Manager. The mission of the Personnel Department is to ensure the effective and efficient use of human resources to achieve the goals of the City of Bisbee. This department oversees a large array of personnel-related issues; the department is responsible for implementing the terms of the Personnel Rules and Regulations, assisting employees with getting the most out of the benefits package, negotiating with benefits consultants to obtain the best possible benefits for the least possible cost, and recommending to the City Council changes necessary for best delivery of employee services.

The Personnel serves as Staff Liaison for the Civil Service Commission and is the Public Safety Retirement System Board Secretary. A two-tiered health insurance option for employees was continued this year, including a “core” plan and a “buy-up” plan for those who preferred to purchase additional benefits, providing the employee the option to select a health insurance plan based on individual needs.

## Fiscal Year 2015-16 Budget Highlights

In the coming year the Personnel Department will work closely with the New City Manager and Department Heads as we bring city government in alignment with city revenue. Analyzing human capital needs to ensure essential city services are provided at a high standard while maintaining employee morale will once again be the primary focus .

<u>Account</u>		<u>FY 2014</u>	<u>FY 2014</u>	<u>FY 2015</u>	<u>YTD 12/31/14</u>	<u>FY 2015</u>	<u>FY 2016</u>
<u>Number</u>	<u>Account Description</u>	<u>Budget</u>	<u>Actual</u>	<u>Budget</u>	<u>Actual</u>	<u>Y/E Estimate</u>	<u>Proposed</u>
<b>Personnel</b>							
10-56-11000	SALARIES - GENERAL	55,162	47,893	51,501	25,716	51,432	51,501
10-56-11100	F.I.C.A.	3,470	3,014	3,243	1,620	3,240	3,193
10-56-11200	MEDICARE	812	723	759	379	758	747
10-56-11300	A.S.R.S.	6,366	5,130	5,974	2,983	5,966	5,907
10-56-11500	MEDICAL INSURANCE	5,708	4,757	5,708	2,854	5,708	4,874
10-56-11501	STANDARD DISABILITY INSURANCE	255	228	248	124	248	248
10-56-11505	DEFERRED COMP	811	676	811	406	812	811
10-56-11510	DENTAL INSURANCE	622	518	622	311	622	641
10-56-11600	LIFE INSURANCE	102	85	102	51	102	102
10-56-11700	WORKERS COMPENSATION	177	173	182	88	176	137
	<b>Personnel Costs</b>	<b>73,485</b>	<b>63,197</b>	<b>69,150</b>	<b>34,532</b>	<b>69,064</b>	<b>68,161</b>
10-56-12500	RECRUITMENT/EMPLOYEE TESTING	500	212	500	0	500	500
10-56-13100	BUSINESS TRAVEL	250	0	250	0	250	250
10-56-13400	EDUCATION/TRAINING	2,000	784	2,000	1,395	2,000	2,000
10-56-13500	SUBSCRIPTIONS & DUES	180	180	200	0	180	590
10-56-41500	OFFICE SUPPLIES	350	511	500	0	500	500
10-56-42000	ADMIN SPECIAL SUPPLIES	50	0	200	0	200	200
10-56-42040	ADVERTISING	100	0	100	0	100	100
10-56-42050	NON CAP ADMIN EQUIP/FURN	0	0	500	0	500	500
10-56-43500	POSTAGE	120	184	350	13	350	350
10-56-46000	OPERERATIONAL EXPENSES	200	1,021	500	157	500	500
	<b>Total Personnel</b>	<b>77,235</b>	<b>66,089</b>	<b>74,250</b>	<b>36,097</b>	<b>74,144</b>	<b>73,651</b>

## Legal Services

The City Attorney is responsible to the Mayor and City Council. The Attorney provides legal counsel to the City Council and the City staff; pursues actions to enforce the City Code and legal obligations, as requested by City officials; and represents the City in those other lawsuits that are not handled by designated outside counsel. The City Attorney is also responsible for drafting ordinances and finalizing resolutions for consideration by City Council, and provides staff support for various boards and commissions.

## Fiscal Year 2015-16 Budget Highlights

Funding continues to be provided for contracted Legal Services with Cochise County.

<u>Account</u>		<u>FY 2014</u>	<u>FY 2014</u>	<u>FY 2015</u>	<u>YTD 12/31/14</u>	<u>FY 2015</u>	<u>FY 2016</u>
<u>Number</u>	<u>Account Description</u>	<u>Budget</u>	<u>Actual</u>	<u>Budget</u>	<u>Actual</u>	<u>Y/E Estimate</u>	<u>Proposed</u>
<b>Legal Services</b>							
10-57-13500	SUBSCRIPTIONS & DUES	860	888	900	385	400	900
10-57-31100	PROFESSIONAL FEES - LEGAL	50,000	46,917	50,000	36,234	72,468	60,000
10-57-41500	OFFICE SUPPLIES	250	80	100	198	200	300
10-57-42020	PRINTING & REPRODUCTION	150	0	150	0	0	0
10-57-43500	POSTAGE	125	6	25	1	10	25
	<b>Total Legal Service</b>	<b>51,385</b>	<b>47,891</b>	<b>51,175</b>	<b>36,818</b>	<b>73,078</b>	<b>61,225</b>



## Water System

This department is better known as the Old Bisbee Fire Suppression System. It consists of a large reservoir which gravity-feeds water to the distribution and fire hydrant system in Old Bisbee and a pump house that feeds water to the reservoir from a well located in the Mule Gulch Channel. The upper Tombstone/West Boulevard is also served by separate pumps which boost the pressure to assure ample fire fighting water supply and pressure. Maintenance of this system is handled by Public Works personnel. Expenditures for this department include expenses attendant to the system, and do not include personnel costs.

### Fiscal Year 2015-16 Budget Highlights

The FY 2015-16 budget for the Water System includes funding for replacing valves and flushing the system.

<u>Account</u>		<u>FY 2014</u>	<u>FY 2014</u>	<u>FY 2015</u>	<u>YTD 12/31/14</u>	<u>FY 2015</u>	<u>FY 2016</u>
<u>Number</u>	<u>Account Description</u>	<u>Budget</u>	<u>Actual</u>	<u>Budget</u>	<u>Actual</u>	<u>Y/E Estimate</u>	<u>Proposed</u>
<b>Water System</b>							
10-58-21000	ELECTRIC	1,100	4,409	4,100	1,530	3,060	4,100
10-58-22000	WATER	2,500	0	0	0	0	0
10-58-55000	EQUIPMENT REPAIR & MAINT	2,500	36	2,500	0	0	1,500
	<b>Total Water System</b>	<b>6,100</b>	<b>4,445</b>	<b>6,600</b>	<b>1,530</b>	<b>3,060</b>	<b>5,600</b>

## Information Systems

The Information Systems Department funds the purchase, maintenance and consulting services for all the City computer systems, telephones and internet access for City Hall. In addition, this department provides for the maintenance and upgrading of the audio/video equipment in Council Chambers as well as video surveillance equipment at City Hall. The department does not fund any employees but provides for the services of consultants for city-wide computer systems maintenance as well as email and website hosting.

### Fiscal Year 2015-16 Budget Highlights

Funding for a computer replacement program has once again been included in an effort to avoid unfunded replacements. This budget includes funding for the following items:

- City Website
- Open Gov
- Laserfiche
- Caselle (Financial Accounting)

Also included in this budget is the remaining balance of \$2,534 for improved public access based on the franchise agreement with Cable One.

<u>Account</u>		<u>FY 2014</u>	<u>FY 2014</u>	<u>FY 2015</u>	<u>YTD 12/31/14</u>	<u>FY 2015</u>	<u>FY 2016</u>
<u>Number</u>	<u>Account Description</u>	<u>Budget</u>	<u>Actual</u>	<u>Budget</u>	<u>Actual</u>	<u>Y/E Estimate</u>	<u>Proposed</u>
<b>Information Systems</b>							
10-59-24000	TELEPHONE & FAX	14,900	15,118	14,900	7,517	14,900	14,900
10-59-24001	T1 LINE FOR INTERNET ACCESS	3,500	4,650	4,500	1,349	3,000	3,000
10-59-31000	PROFESSIONAL FEES - COMPUTER	20,000	29,950	25,000	11,925	25,000	25,000
10-59-34000	CONTRACT SERVICES	0	0	15,000	10,765	15,000	32,000
10-59-36000	MAINTENANCE & SUPPORT AGREEMENT	1,270	168	1,270	0	1,270	1,270
10-59-46000	OPERATIONAL EXPENSES	2,000	1,667	2,000	350	2,000	2,000
10-59-55200	NON CAP EQUIP PURCHASES	12,000	10,370	10,534	726	10,000	10,000
	<b>Total Information Systems</b>	<b>53,670</b>	<b>61,923</b>	<b>73,204</b>	<b>32,632</b>	<b>71,170</b>	<b>88,170</b>

## **Police**

The Bisbee Police Department serves and protects persons and property in the City of Bisbee. The department enforces City Ordinances, State and Federal laws, maintains peace and order, protects life and property, and assists citizens in urgent situations. Bisbee Police Department officers and civilian employees carry out this mission diligently and courteously, and take pride in their service.

The Police Department responds to a variety of service calls each year such as City Code and Ordinance violations, traffic, misdemeanor and felony violations. Under the Intergovernmental Agreements with Cochise County, Arizona Department of Public Safety, D.E.A., F.B.I., U.S. Border Patrol, and Naco and San Jose Fire Districts the department provides assistance with service calls, maintains record of incidents, and provides reports to City, County, State and Federal jurisdictions as well as attorneys for City, State and Federal prosecution, and for courts in City, State and Federal justice systems.

The Bisbee Police Department offers other special services to the community, such as House Watch, Crime Prevention Programs, Bike Patrol, Neighborhood Watch Programs, Bicycle Safety Programs, Kids I.D. Program, Adopt-a-School Program, Bisbee Police Explorer Post #455, and the Arizona Youth Hunter Safety Course.

The Bisbee Police Department maintains a 24-hour dispatch and 9-1-1 Enhanced System., with a complete Spillman Records and CAD (Computer Aided Dispatch) system. The dispatch center handles calls for police, fire and ambulance, as well as after-hour handling of the Public Works service calls. The 911 Center handles all 911 emergency calls within the City limits. During the 2014 calendar year, the Bisbee Police Department responded to 5,190 calls for service. These calls included: Accidents - 163 Disturbances - 411; Juvenile Problems - 106; 911 Calls - 385; Citations - 73; Extra Patrol House Watch - 102; Assist Other Agencies - 177 Parking Complaints - 128; Suspicious Activities - 487; Alarms - 177; Animal Control - 798; Domestic Violence - 798; Thefts 175; Burglaries 23; Other Incidents - 1,900

### **Fiscal Year 2015-16 Budget Highlights**

This budget reflect an additional \$252,692 increased Public Safety Pension Retirement Systems costs. Working with DEA, the Department will participate in the H.I.D.T.A. Grant. DEA will administer the grant and will fund overtime, ERE's, 1-vehicle, mileage & cell phone expenses.

<u>Account</u>		<u>FY 2014</u>	<u>FY 2014</u>	<u>FY 2015</u>	<u>YTD 12/31/14</u>	<u>FY 2015</u>	<u>FY 2016</u>
<u>Number</u>	<u>Account Description</u>	<u>Budget</u>	<u>Actual</u>	<u>Budget</u>	<u>Actual</u>	<u>Y/E Estimate</u>	<u>Proposed</u>
<b>Police</b>							
10-62-11000	SALARIES - GENERAL	793,752	822,841	772,224	388,829	777,658	664,768
10-62-11001	OVERTIME - GENERAL	112,929	122,356	123,888	47,479	94,958	108,088
10-62-11050	SALARIES - PART TIME	88,950	71,615	98,329	35,895	71,790	106,107
10-62-11090	REIMBURSED OVERTIME - DHLS	0	(56,679)	0	(7,245)	(42,678)	0
10-62-11100	F.I.C.A.	62,685	60,931	62,611	28,770	57,540	54,496
10-62-11200	MEDICARE	14,660	14,623	14,643	6,729	13,458	12,745
10-62-11300	A.S.R.S.	26,427	24,804	19,577	8,975	17,950	15,062
10-62-11301	ASRS-ALT CONTRIBUTION	4,692	3,829	6,388	2,452	4,904	5,400
10-62-11400	A.P.S.P.R.S.	405,792	361,250	418,498	204,498	408,996	604,007
10-62-11402	PSPRS - ALTERNATE CONTRIBUTION	1,546	2,734	1,833	1,269	2,538	1,808
10-62-11500	MEDICAL INSURANCE	108,457	106,555	109,314	53,286	106,572	82,861
10-62-11501	STANDARD DISABILITY INSURANCE	6,599	7,051	6,981	3,233	6,466	6,032
10-62-11505	DEFERRED COMP	15,417	15,147	15,417	7,573	15,146	13,794
10-62-11510	DENTAL INSURANCE	10,637	10,429	10,657	4,749	9,498	8,457
10-62-11600	LIFE INSURANCE	1,929	1,904	1,938	944	1,888	1,734
10-62-11700	WORKERS COMPENSATION	47,295	53,735	49,411	23,197	46,394	32,345
10-62-11800	STATE UNEMPLOYMENT	0	5,240	0	0	0	0
10-62-11990	REIMBURSED ERE'S - DHLS	0	(40,478)	0	(5,800)	(32,915)	0
	<b>Police Personnel Costs</b>	<b>1,701,767</b>	<b>1,587,887</b>	<b>1,711,709</b>	<b>804,833</b>	<b>1,560,163</b>	<b>1,717,704</b>
10-62-12300	UNIFORMS & CLOTHING	11,250	11,511	14,500	7,788	14,500	14,500
10-62-12400	FITNESS PROGRAMS	1,000	580	500	227	500	500
10-62-12500	RECRUTMENT/EMPLOYEE TESTING	600	1,080	600	369	600	600
10-62-12700	POLICE CANCER INS POLICY	1,200	650	1,200	700	1,200	1,200
10-62-13100	BUSINESS TRAVEL	1,000	442	1,000	0	0	0
10-62-13400	EDUCATION/TRAINING	3,000	946	2,500	72	3,500	3,500
10-62-13500	SUBSCRIPTIONS & MEMBERSHIPS	100	(130)	100	0	100	100
10-62-21000	ELECTRIC	18,000	14,368	18,000	6,062	18,000	18,000
10-62-22000	WATER	1,500	1,868	2,200	1,187	2,200	2,200
10-62-22550	SEWER AND GARBAGE SERV.	2,231	2,031	2,364	696	2,500	2,500
10-62-23000	GAS	1,200	607	1,200	332	1,500	1,500
10-62-24000	TELEPHONE & FAX	14,000	17,891	18,000	8,545	18,000	18,000
10-62-24001	INTERNET ACCESS FEES	900	1,203	900	663	1,000	1,000
10-62-31000	PROFFSSIONAL FEES	0	2,858	0	0	0	0
10-62-34000	CONTRACT SERVICES	3,000	3,608	3,000	1,868	3,000	3,000
10-62-34100	DOC WORKERS	600	811	600	347	1,000	1,000
10-62-36000	MAINTENANCE & SUPPORT AGREEMEN'	1,500	818	30,000	5,501	30,000	30,000
10-62-41500	OFFICE SUPPLIES	4,500	5,558	4,500	2,273	4,500	4,500
10-62-42030	BOOKS AND REFERENCE MATERIALS	300	554	300	0	300	300
10-62-43500	POSTAGE	250	131	150	140	200	200
10-62-45100	DISPOSABLE EQUIPMENT/SUPPLIES	0	0	0	0	0	0
10-62-45300	CUSTODIAL SUPPLIES	1,500	1,269	1,200	501	1,200	1,200
10-62-46000	OPERATIONAL EXPENSES	0	743	7,800	0	7,800	3,800
10-62-46621	AMMUNITION	2,000	2,728	3,000	0	3,000	3,000
10-62-46622	RICO-AUTHORIZED EXPENDITURES	5,000	4,114	2,000	0	2,000	2,000
10-62-46623	CITY AUCTION EXPENSES	5,000	6,367	3,000	237	3,000	3,000
10-62-46624	MOVING, TOWING, STORAGE	9,000	4,370	7,000	4,258	7,000	7,000
10-62-46626	ANIMAL CONTROL EXPENSE	8,500	9,520	300	298	1,000	1,000
10-62-50100	BLDG REPAIR & MAINT	4,000	4,461	4,000	1,105	4,000	4,000
10-62-55000	EQUIPMENT REPAIR & MAINT	0	2,770	0	1,373	1,500	1,500
10-62-55200	NON CAP EQUIP PURCHASES	600	4,834	600	0	0	600
10-62-61000	VEHICLE PARTS & LABOR	12,000	15,717	12,000	6,096	15,000	15,000
10-62-62003	GASOLINE	70,000	57,091	70,000	25,154	70,000	70,000
10-62-91000	CAPITAL EXPENDITURES	0	0	10,000	3,884	10,000	10,000
	<b>Total Police</b>	<b>1,885,498</b>	<b>1,769,256</b>	<b>1,934,223</b>	<b>884,509</b>	<b>1,788,263</b>	<b>1,942,404</b>

# Fire Department

The Fire Department, headed by the Fire Chief, reports to the City Manager and is responsible for fire suppression, investigation, prevention, and emergency medical services.

The department also provides inter-facility transfer of patients to hospitals in Sierra Vista, Tucson, and Phoenix. Additionally, this department plays a vital role in Incident Command for natural and man-made disasters.

The costs of operating this department is supplemented by 911 transports as well as the inter-facility transfer service.

During the 2014 calendar year, the Fire Department responded to 2,175 calls an increase of 250 calls from the previous year. Most of these involved the following categories:

- Structure fires - 8
- Brush fires (including state land) - 11
- Other fires - 11
- Fire good intent - 79
- Vehicle fires - 6
- Emergency Medical Services (including good intent) - 1,089
- Inter-facility transfers - 411
- Motor Vehicle Accidents - 48
- Public Assists - 130

## Fiscal Year 2015-16 Budget Highlights

The Fire Department budget includes increased employer contributions to the retirement system.

Once again the Fire Department is requesting grants from FEMA for a new fire truck at an estimated total cost of \$300,000. If awarded, the City's share would be \$15,000 which is included in this budget.

<u>Account</u>		<u>FY 2014</u>	<u>FY 2014</u>	<u>FY 2015</u>	<u>YTD 12/31/14</u>	<u>FY 2015</u>	<u>FY 2016</u>
<u>Number</u>	<u>Account Description</u>	<u>Budget</u>	<u>Actual</u>	<u>Budget</u>	<u>Actual</u>	<u>Y/E Estimate</u>	<u>Proposed</u>
<b>Fire</b>							
10-64-11000	SALARIES - GENERAL	704,670	704,346	723,723	371,771	723,723	696,414
10-64-11001	OVERTIME - GENERAL	180,000	171,661	160,000	96,448	170,000	162,507
10-64-11050	SALARIES - PART TIME	0	2,442	0	0	0	0
10-64-11100	FICA	0	115	0	0	0	0
10-64-11200	MEDICARE	13,040	12,779	13,026	6,695	13,026	12,454
10-64-11400	A.P.S.P.R.S.	524,079	483,733	584,583	279,786	584,583	728,070
10-64-11402	PSPRS - ALTERNATE CONTRIBUTION	5,080	5,952	7,650	3,433	7,650	7,800
10-64-11500	MEDICAL INSURANCE	102,749	101,798	104,462	51,375	104,462	82,861
10-64-11501	STANDARD DISABILITY INSURANCE	6,055	6,673	8,277	3,102	8,277	5,597
10-64-11505	DEFERRED COMP	14,606	14,420	14,606	7,303	14,606	13,794
10-64-11510	DENTAL INSURANCE	8,832	8,629	8,944	4,219	8,944	8,051
10-64-11600	LIFE INSURANCE	1,827	1,819	1,836	918	1,836	1,734
10-64-11700	WORKERS COMPENSATION	39,739	42,959	43,302	21,910	43,302	33,523
10-64-11800	STATE UNEMPLOYMENT	0	0	0	0	0	0
	<b>Fire Personnel Costs</b>	<b>1,600,677</b>	<b>1,557,326</b>	<b>1,670,409</b>	<b>846,960</b>	<b>1,680,409</b>	<b>1,752,805</b>
10-64-12300	UNIFORMS/CLOTHING	6,750	6,987	9,000	4,500	9,000	6,750
10-64-12600	VACCINES	1,000	41	750	0	250	750
10-64-12700	CANCER INS POLICY	2,500	900	2,500	900	2,500	2,500
10-64-13100	BUSINESS TRAVEL	300	0	300	0	300	300
10-64-13400	EDUCATION & TRAINING	8,600	1,411	8,600	5,080	8,000	10,000
10-64-13500	SUBSCRIPTIONS & DUES	400	100	400	100	100	250
10-64-21000	ELECTRIC	9,000	10,535	11,000	5,541	11,000	11,000
10-64-22000	WATER	900	1,192	1,200	575	1,200	1,200
10-64-22550	SEWER AND GARBAGE SERV.	2,439	2,429	2,586	1,031	2,586	2,586
10-64-23000	GAS	4,000	2,921	4,000	1,087	4,000	4,000
10-64-24000	TELEPHONE & FAX	4,600	3,894	4,600	1,819	4,000	4,600
10-64-24001	INTERNET ACCESS FEES	0	443	0	357	800	800
10-64-31000	PROFESSIONAL FEES	38,908	38,740	38,908	18,118	38,908	39,624
10-64-34000	CONTRACT SERVICES	13,455	11,956	13,455	9,173	13,455	13,455
10-64-34010	AMBULANCE BILLING SERVICES	22,000	21,460	20,000	7,100	20,000	20,000
10-64-41500	OFFICE SUPPLIES	2,500	4,029	2,500	429	3,000	2,500
10-64-42020	PRINTING & REPODUCTION	0	0	0	197	200	0
10-64-42030	BOOKS AND REFERENCE MATERIALS	500	0	500	0	0	300
10-64-42040	ADVERTISING	120	0	120	0	0	0
10-64-42050	NON CAP ADMIN EQIP/FURN	4,500	0	4,500	0	0	4,500
10-64-43500	POSTAGE	100	7	100	5	10	100
10-64-45100	DISPOSABLE EQUIP & TOOLS	5,000	3,422	5,000	328	1,000	5,000
10-64-45300	CUSTODIAL SUPPLIES	2,500	2,070	2,500	952	2,500	2,500
10-64-46000	OPERATIONAL EXPENSES	5,400	4,890	5,400	2,985	4,000	5,400
10-64-46641	MEDICAL SUPPLIES	35,000	44,076	35,000	22,341	35,000	35,000
10-64-47000	PERMITS & LICENSES	1,800	1,000	1,250	750	1,000	1,250
10-64-50100	BLDG REPAIR & MAINT	3,000	4,831	12,000	6,260	10,000	12,000
10-64-55000	EQUIPMENT REPAIR & MAINT	4,500	5,454	4,500	2,540	4,000	4,500
10-64-55200	NON CAP EQUIPMENT PURCHASES	4,000	147	4,000	0	0	4,000
10-64-61000	VEHICLE PARTS & LABOR	25,000	49,257	25,000	21,052	30,000	25,000
10-64-62003	GASOLINE	11,000	10,817	11,000	4,447	9,000	10,000
10-64-62004	DIESEL	38,000	39,686	38,000	20,123	35,000	38,000
10-64-91000	CAPITAL EXPENDITURES	0	29,689	0	0	0	0
10-64-99017	TRANSFER GRANT MATCH	15,000	0	15,000	0	15,000	15,000
	<b>Total Fire</b>	<b>1,873,449</b>	<b>1,859,710</b>	<b>1,954,078</b>	<b>984,750</b>	<b>1,946,218</b>	<b>2,035,670</b>



## City Magistrate

The City Magistrate's Office was combined with the Justice Court in 2006. This budget provides funds for the Magistrate Judge retained by contract along with administrative services provided by the County.

### Fiscal Year 2015-16 Budget Highlights

There are no new expenditures planned for this department.

<u>Account</u>		<u>FY 2014</u>	<u>FY 2014</u>	<u>FY 2015</u>	<u>YTD 12/31/14</u>	<u>FY 2015</u>	<u>FY 2016</u>
<u>Number</u>	<u>Account Description</u>	<u>Budget</u>	<u>Actual</u>	<u>Budget</u>	<u>Actual</u>	<u>Y/E Estimate</u>	<u>Proposed</u>
City Magistrate							
10-68-31000	PROFESSIONAL FEES	12,000	12,000	12,000	6,000	12,000	12,000
10-68-34000	CONTRACT SERVICES	36,000	34,747	36,000	0	36,000	36,000
	<b>Total City Magistrate</b>	<b>48,000</b>	<b>46,747</b>	<b>48,000</b>	<b>6,000</b>	<b>48,000</b>	<b>48,000</b>

## Cemetery

The Cemetery Division was taken over by the Public Works Department of the City many years ago. It is the final resting place of generations of Bisbee residents, including many community pioneers. The Public Works administrative staff processes the sale of burial plots and records information such as the name, date of death, age, and location of those laid to rest for the permanent record, so as to be available for future generations.

The Public Works Department maintains the Cemetery grounds and intern cremains at the cemetery. The Evergreen Cemetery Committee advises the Mayor and Council on the repairs and needs of the cemetery.

## Fiscal Year 2015-16 Budget Highlights

<u>Account</u>		<u>FY 2014</u>	<u>FY 2014</u>	<u>FY 2015</u>	<u>YTD 12/31/14</u>	<u>FY 2015</u>	<u>FY 2016</u>
<u>Number</u>	<u>Account Description</u>	<u>Budget</u>	<u>Actual</u>	<u>Budget</u>	<u>Actual</u>	<u>Y/E Estimate</u>	<u>Proposed</u>
<b>Cemetery</b>							
10-70-22550	SEWER AND GARBAGE SERV.	583	585	618	247	494	618
10-70-34000	CONTRACT SERVICES	1,000	0	1,000	0	0	1,000
10-70-34100	DOC WORKERS	500	0	500	0	0	500
10-70-42040	ADVERTISING	100	0	0	0	0	0
10-70-43500	POSTAGE	20	0	0	0	0	0
10-70-45100	DISPOSABLE EQUIP & TOOLS	500	1,273	500	417	500	500
10-70-45200	SAFETY EQUIP & SUPPLIES	0	22	0	141	282	0
10-70-46000	OPERATIONAL EXPENSES	5,400	6,317	5,400	2,016	2,100	5,400
10-70-50100	BLDG REPAIR & MAINT	500	524	1,300	0	0	1,300
	<b>Total Cemetery</b>	<b>8,603</b>	<b>8,721</b>	<b>9,318</b>	<b>2,821</b>	<b>3,376</b>	<b>9,318</b>

# Building Maintenance

Building Maintenance is a division of the Public Works Department. Building Maintenance Division is performed by Public Works Staff assisted by DOC inmates. This division oversees general maintenance and janitorial work in City Hall, the Library, Police Station, Fire Station 81 and Fire Station 82, Senior Center, Old Bisbee Post Office, Public Works Administration Building, Pool, Parks Buildings, Pump House, Garage, and the Bisbee Municipal Airport.

The duties of this division consists of janitorial work, general repair and maintenance of City buildings and furnishings.

## Fiscal Year 2015-16 Budget Highlights

Funds have been included in next year's budget for outside maintenance services to provide funding for issues outside staff resources and expertise.

<u>Account</u>		<u>FY 2014</u>	<u>FY 2014</u>	<u>FY 2015</u>	<u>YTD 12/31/14</u>	<u>FY 2015</u>	<u>FY 2016</u>
<u>Number</u>	<u>Account Description</u>	<u>Budget</u>	<u>Actual</u>	<u>Budget</u>	<u>Actual</u>	<u>Y/E Estimate</u>	<u>Proposed</u>
<b>Building Maintenance</b>							
10-74-12000	STATE UNEMPLOYMENT	0	(3)	0	0	0	0
	<b>Bldg Maint Personnel Costs</b>	0	(3)	0	0	0	0
10-74-34000	CONTRACT SERVICES	5,000	3,517	7,500	691	4,000	7,500
10-74-34100	DOC WORKERS	2,500	6,347	2,500	3,616	7,232	7,200
10-74-41500	OFFICE SUPPLIES	200	12	150	0	0	150
10-74-42050	NON CAP ADMIN EQUIP/FURNITURE	0	1,302	1,500	0	0	500
10-74-45100	DISPOSABLE EQUIP/TOOLS	900	1,467	2,000	1,121	2,000	2,000
10-74-45200	SAFETY EQUIPMENT	200	204	300	0	0	300
10-74-45300	CUSTODIAL SUPPLIES	6,000	3,115	7,500	(1,157)	2,000	5,000
10-74-46000	OPRATIONAL SUPPLIES	0	(11)	0	0	0	0
10-74-50100	BLDG REPAIR & MAINT	9,500	17,796	20,000	9,228	20,000	20,000
10-74-55000	EQUIPMENT REPAIR & MAINT	0	222	2,000	245	500	2,000
10-74-62003	GASOLINE	1,300	360	2,000	1,055	0	300
	<b>Total Bldg Maint</b>	25,600	34,328	45,450	14,799	35,732	44,950

## Public Works Administration

Public Works Administration employs the central staff of the Public Works Department, which manages 12 divisions and supports all other city departments. The majority of the administrative costs of the Public Works Department are funded here, although a portion of the personnel costs for administration staff are paid from the Sewer Fund, the Streets Fund, and the Sanitation Fund. The administrative staff consists of the Public Works Director/Engineer, Operations Manager and the Administrative Assistants. The administrative paper work for all Public Works Divisions are processed by the Public Works Administration staff.

### Fiscal Year 2015-16 Budget Highlights

This budget includes no new programs.

<u>Account</u>		<u>FY 2014</u>	<u>FY 2014</u>	<u>FY 2015</u>	<u>YTD 12/31/14</u>	<u>FY 2015</u>	<u>FY 2016</u>
<u>Number</u>	<u>Account Description</u>	<u>Budget</u>	<u>Actual</u>	<u>Budget</u>	<u>Actual</u>	<u>Y/E Estimate</u>	<u>Proposed</u>
<b>PW Admin</b>							
10-75-11000	SALARIES - GENERAL	75,955	76,595	77,027	39,488	78,976	66,351
10-75-11001	OVERTIME - GENERAL	0	1,080	0	422	422	0
10-75-11100	F.I.C.A.	4,805	4,575	4,871	2,417	4,834	4,114
10-75-11200	MEDICARE	1,124	1,092	1,139	565	1,130	962
10-75-11300	A.S.R.S.	8,765	8,970	8,935	4,630	9,260	7,610
10-75-11500	MEDICAL INSURANCE	10,846	10,846	10,846	2,569	5,138	8,042
10-75-11501	STANDARD DISABILITY INSURANCE	310	688	808	269	538	302
10-75-11505	DEFERRED COMP	1,542	1,542	1,542	771	1,542	1,339
10-75-11510	DENTAL INSURANCE	985	985	985	492	984	956
10-75-11600	LIFE INSURANCE	193	194	194	94	188	168
10-75-11700	WORKERS COMPENSATION	244	277	272	172	344	177
10-75-11800	STATE UNEMPLOYMENT	0	0	0	0	0	0
	<b>PW Admin Personnel Costs</b>	<b>104,769</b>	<b>106,844</b>	<b>106,619</b>	<b>51,889</b>	<b>103,356</b>	<b>90,021</b>
10-75-13100	BUSINESS TRAVEL	1,250	1,052	1,500	0	500	500
10-75-13200	SUBSCRIPTIONS & DUES	500	0	500	0	500	500
10-75-13400	EDUCATION & TRAINING	2,000	118	1,000	0	0	500
10-75-21000	ELECTRIC	2,500	2,197	2,500	681	1,400	1,400
10-75-22000	WATER	550	329	500	143	300	300
10-75-22550	SEWER AND GARBAGE SERV.	979	974	1,039	414	850	850
10-75-23000	GAS	1,250	835	1,300	284	600	600
10-75-24000	TELEPHONE & FAX	2,000	1,321	1,300	1,291	2,600	2,600
10-75-24001	INTERNET ACCESS FEES	1,200	858	1,200	107	214	14
10-75-31000	PROFESSIONAL FEES	0	0	0	2,975	500	500
10-75-34000	CONTRACT SERVICES	4,000	6,630	4,000	2,273	4,500	4,500
10-75-34100	DOC WORKERS	0	320	0	0	0	0
10-75-36000	MAINTENANCE &SUPPORT AGREEMENT	2,000	0	400	0	0	0
10-75-41500	OFFICE SUPPLIES	2,800	5,999	6,000	1,533	3,100	3,100
10-75-42000	ADMIN SPECIAL SUPPLIES	500	515	1,500	0	500	500
10-75-42020	PRINTING & REPRODUCTION	1,000	1,289	2,500	180	360	360
10-75-42040	ADVERTISING	1,000	1,246	1,000	43	50	100
10-75-42050	NON CAPITAL ADMIN EQUIP/FURN	1,500	0	2,500	0	0	0
10-75-43500	POSTAGE	300	649	200	95	200	200
10-75-45100	DISPOSABLE EQUIP & TOOLS	0	430	200	0	0	0
10-75-45300	CUSTODIAL SUPPLIES	0	1,026	1,000	953	2,000	2,000
10-75-46000	OPERATIONAL EXPENSES	1,000	526	750	25	50	50
10-75-47000	PERMITS & LICENSES	0	150	0	0	0	0
10-75-50100	BLDG REPAIR & MAINT	0	0	750	0	0	0
10-75-55000	EQUIPMENT REPAIR & MAINT	0	0	500	0	0	0
10-75-62003	GASOLINE	2,000	3,902	2,400	2,206	4,500	4,500
	<b>Total PW Admin</b>	<b>133,098</b>	<b>137,210</b>	<b>141,158</b>	<b>65,092</b>	<b>126,080</b>	<b>113,095</b>



## Public Works Garage

The City of Bisbee operates a garage for the purpose of maintaining its fleet of motorized vehicles and equipment. The fleet includes automobiles, garbage trucks, sweepers, power vacuum, excavators, mowers , motor graders, police, and fire emergency vehicles used by the various departments of the City.

### Fiscal Year 2014-15 Budget Highlights

This budget is a continuation of the reorganization of the garage implemented in FY 2008-09. The City continues to utilize service agreements (IGAs) with Cochise County Fleet and Heavy Fleet Operations, and the City of Sierra Vista for major mechanical work on the vehicle and equipment fleet.

<u>Account</u>		<u>FY 2014</u>	<u>FY 2014</u>	<u>FY 2015</u>	<u>YTD 12/31/14</u>	<u>FY 2015</u>	<u>FY 2016</u>
<u>Number</u>	<u>Account Description</u>	<u>Budget</u>	<u>Actual</u>	<u>Budget</u>	<u>Actual</u>	<u>Y/E Estimate</u>	<u>Proposed</u>
<b>PW Garage</b>							
10-77-11000	SALARIES - GENERAL	33,509	33,411	34,507	17,234	34,507	34,507
10-77-11001	OVERTIME - GENERAL	7,500	5,461	7,500	311	7,500	7,500
10-77-11100	F.I.C.A.	2,593	2,473	2,655	1,113	2,655	2,604
10-77-11200	MEDICARE	606	589	621	260	621	609
10-77-11300	A.S.R.S.	4,732	4,508	4,873	2,035	4,873	4,818
10-77-11500	MEDICAL INSURANCE	5,708	5,708	5,708	2,854	5,708	4,874
10-77-11501	STANDARD DISABILITY INSURANCE	190	200	201	93	201	185
10-77-11505	DEFERRED COMP	811	811	811	406	811	811
10-77-11510	DENTAL INSURANCE	622	622	622	311	622	641
10-77-11600	LIFE INSURANCE	102	102	102	51	102	102
10-77-11700	WORKERS COMPENSATION	1,533	1,555	1,701	695	1,701	1,300
	<b>PW Garage Personnel Costs</b>	<b>57,906</b>	<b>55,440</b>	<b>59,301</b>	<b>25,363</b>	<b>59,301</b>	<b>57,951</b>
10-77-12300	UNIFORMS & CLOTHING	0	100	200	0	0	200
10-77-13400	EDUCATION & TRAINING	2,500	0	2,500	0	0	1,000
10-77-21000	ELECTRIC	2,700	2,999	3,250	1,195	2,390	3,250
10-77-22550	SEWER AND GARBAGE SERV.	1,011	1,013	1,072	427	854	1,072
10-77-23000	GAS	600	764	400	358	716	800
10-77-24000	TELEPHONE & FAX	1,800	1,584	1,800	814	1,628	1,700
10-77-24001	INTERNET ACCESS	840	0	840	0	0	0
10-77-34000	CONTRACT SERVICES	5,000	6,505	5,000	2,921	5,842	5,000
10-77-34100	DOC WORKERS	500	179	500	50	100	500
10-77-41500	OFFICE SUPPLIES	500	0	500	0	0	100
10-77-45100	DISPOSABLE EQUIPMENT & TOOLS	1,100	176	1,100	0	0	500
10-77-45200	SAFETY EQUIP/SUPPLIES	600	97	600	0	0	250
10-77-45300	CUSTODIAL SUPPLIES	0	565	350	312	624	350
10-77-46000	OPERATIONAL EXPENSES	600	382	600	174	348	500
10-77-50100	BLDG REPAIR & MAINT	6,000	5,216	5,000	2,589	5,178	5,000
10-77-55000	EQUIPMENT REPAIR & MAINT	4,000	4,288	4,000	244	488	2,500
10-77-55200	NON CAPITAL EQUIPMENT PURCHASES	1,000	0	1,000	156	312	1,000
10-77-61000	VEHICLE PARTS & LABOR	7,500	4,396	5,000	2,158	4,316	5,000
10-77-62003	GASOLINE	360	306	1,000	0	0	1,000
10-77-62007	OTHER FLUIDS & LUBRICANTS	14,000	7,501	12,000	3,750	7,500	12,000
	<b>Total PWGarage</b>	<b>118,517</b>	<b>92,483</b>	<b>106,013</b>	<b>40,511</b>	<b>89,597</b>	<b>99,673</b>

## Building Inspector

The Building Inspection and Code Enforcement Officer issues building permits, reviews plans, conducts inspections, and responds to concerns regarding Building, Zoning and City code violations. The Building Inspection and Code Enforcement Officer endeavors to assure compliance with the City's various codes and thereby improve or protect the health and safety of Bisbee residents.

In addition, he is the staff liaison to the Design Review Board and acts as support staff to the Planning and Zoning Commission and the Board of Adjustment.

The Building Inspector is also a member of the site planning committee which reviews site plans for certain developments in the city, performs inspections for business licenses, and assist with the development of the GIS system, Zoning Maps, and Zoning Code Changes.

## Fiscal Year 2015-16 Budget Highlights

During the next fiscal year the International, "I" codes, and a more updated Fire Code will be implemented in the City of Bisbee.

<u>Account</u>		<u>FY 2014</u>	<u>FY 2014</u>	<u>FY 2015</u>	<u>YTD 12/31/14</u>	<u>FY 2015</u>	<u>FY 2016</u>
<u>Number</u>	<u>Account Description</u>	<u>Budget</u>	<u>Actual</u>	<u>Budget</u>	<u>Actual</u>	<u>Y/E Estimate</u>	<u>Proposed</u>
<b>Building Inspector</b>							
10-79-11000	SALARIES - GENERAL	42,411	34,543	36,046	18,664	36,046	39,749
10-79-11001	OVERTIME - GENERAL	1,530	1,114	1,300	197	1,300	1,300
10-79-11100	F.I.C.A.	2,775	2,229	2,366	1,179	2,366	2,545
10-79-11200	MEDICARE	649	537	553	276	553	595
10-79-11300	A.S.R.S.	5,071	3,821	4,332	2,188	4,332	4,708
10-79-11500	MEDICAL INSURANCE	5,708	4,757	5,708	2,854	5,708	4,874
10-79-11501	STANDARD DISABILITY INSURANCE	232	219	210	124	210	248
10-79-11505	DEFERRED COMP	811	651	811	406	811	811
10-79-11510	DENTAL INSURANCE	622	368	228	133	228	235
10-79-11600	LIFE INSURANCE	102	85	102	51	102	102
10-79-11700	WORKERS COMPENSATION	1,030	921	963	469	963	797
	<b>Bldg Inspector Personnel Costs</b>	<b>60,941</b>	<b>49,245</b>	<b>52,619</b>	<b>26,541</b>	<b>52,619</b>	<b>55,964</b>
10-79-12300	UNIFORMS & CLOTHING	300	195	300	0	280	300
10-79-13100	BUSINESS TRAVEL	400	0	400	0	0	550
10-79-13400	EDUCATION/TRAINING	1,500	239	1,000	69	416	1,000
10-79-13500	SUBSCRIPTIONS & MEMBERSHIPS	250	390	250	0	0	250
10-79-24000	TELEPHONE & FAX	500	241	250	109	250	250
10-79-31000	PROFESSIONAL FEES	1,000	4,008	1,000	65	165	1,000
10-79-41500	OFFICE SUPPLIES	200	292	300	95	215	300
10-79-41602	ADMIN SPECIAL SUPPLIES	150	0	0	0	0	0
10-79-42030	BOOKS AND REFERENCE MATERIALS	1,500	459	1,000	0	150	1,000
10-79-42040	ADVERTISING	0	13	0	0	0	0
10-79-42050	NON CAPITAL ADMIN EQUIPMENT/FURN	1,500	1,650	1,500	96	346	1,500
10-79-43500	POSTAGE	300	299	300	369	738	300
10-79-45100	DISPOSABLE EQUIPMENT/TOOLS	200	86	200	0	200	200
	<b>Total Bldg Inspector</b>	<b>68,741</b>	<b>57,117</b>	<b>59,119</b>	<b>27,344</b>	<b>55,379</b>	<b>62,614</b>

## Parks Maintenance

The function of Parks includes parks maintenance, special events, and recreation programs. Parks has two employees who maintain City parks and assist with events. There is an established Parks and Recreation Committee to advise and recommend to City Council regarding various park and recreation functions. In addition, community volunteers assist with the maintenance and planting at various parks through the Adopt-A-Park program.

The City provides twelve developed parks that total 5.85 acres for recreational use. Vista Park is the largest at 2.63 acres while the others are significantly smaller. The department, with the assistance of the Parks and Recreation Committee, is currently evaluating every park to update the Master Parks Plan. In addition, the committee and department are evaluating the needs of the pool and recreational programming.

City events play a large role in activities for residents and tourists, which include Fourth of July Coaster Race activities and Festival of Lights. City sponsored events include the Farmer's Market, Earth Day, Copper Classic Car Show, Fourth of July activities, Brewery Gulch Daze, Bisbee Blues Festival, and the Bisbee Bloomers Garden Tour. Approximately 150 Park, Facility, and Right-of-Way Use Permits are processed each year for events and recreational use. These permits are coordinated by administrative staff.

## Fiscal Year 2015-16 Budget Highlights

This budget reflects funding to complete the lights project on Main Street.

<u>Account</u>		<u>FY 2014</u>	<u>FY 2014</u>	<u>FY 2015</u>	<u>YTD 12/31/14</u>	<u>FY 2015</u>	<u>FY 2016</u>
<u>Number</u>	<u>Account Description</u>	<u>Budget</u>	<u>Actual</u>	<u>Budget</u>	<u>Actual</u>	<u>Y/E Estimate</u>	<u>Proposed</u>
<b>Parks</b>							
10-80-11000	SALARIES - GENERAL	57,741	45,238	61,922	28,638	61,922	61,069
10-80-11001	OVERTIME - GENERAL	2,400	3,184	2,400	1,158	2,400	2,400
10-80-11100	F.I.C.A.	3,829	3,069	4,985	1,878	4,985	3,935
10-80-11200	MEDICARE	896	739	1,166	439	1,166	920
10-80-11300	A.S.R.S.	6,940	5,608	7,461	3,457	7,461	7,280
10-80-11500	MEDICAL INSURANCE	11,417	9,989	11,417	4,757	11,417	9,748
10-80-11501	STANDARD DISABILITY INSURANCE	325	315	360	142	360	339
10-80-11505	DEFERRED COMP	1,623	1,217	1,623	744	1,623	1,623
10-80-11510	DENTAL INSURANCE	456	243	456	345	456	469
10-80-11600	LIFE INSURANCE	203	161	204	85	204	204
10-80-11700	WORKERS COMPENSATION	2,496	2,183	360	1,302	2,600	2,182
10-80-11800	STATE UNEMPLOYMENT	0	0	0	0	0	0
	<b>Parks Personnel Costs</b>	<b>88,326</b>	<b>71,946</b>	<b>92,354</b>	<b>42,945</b>	<b>94,594</b>	<b>90,169</b>
10-80-12300	UNIFORMS & CLOTHING	200	0	200	0	200	200
10-80-21000	ELECTRIC	2,800	2,601	2,800	1,273	2,800	2,800
10-80-22000	WATER	18,000	21,561	20,000	9,571	20,000	20,000
10-80-22550	SEWER AND GARBAGE SERV.	2,333	2,326	2,473	986	2,473	2,473
10-80-24000	TELEPHONE	380	216	220	109	220	220
10-80-34000	CONTRACT SERVICES	4,500	4,824	6,000	2,463	5,000	6,000
10-80-34100	DOC WORKERS	2,500	5,127	3,000	4,303	8,600	9,000
10-80-45300	CUSTODIAL SUPPLIES	1,100	2,467	2,400	1,046	2,400	2,400
10-80-46000	OPERATIONAL EXPENSES	1,500	4,223	9,000	5,915	9,000	9,000
10-80-46801	REC PROGRAMS/ SPECIAL EVENTS	2,500	1,987	7,500	7,304	7,500	7,500
10-80-46802	LANDSCAPING MATERIALS	5,000	5,438	6,000	5,918	6,000	6,000
10-80-50100	BLDG REPAIR & MAINT	5,000	2,364	5,000	4,382	5,000	5,000
10-80-50110	BLDG REPAIR & MAINT - VANDALISM	1,000	3,655	5,000	0	5,000	5,000
10-80-55000	EQUIPMENT REPAIR & MAINT	800	518	2,000	34	2,000	2,000
10-80-55100	REPAIRS & MAINT - OTHER	200	267	500	224	500	500
10-80-55200	NON CAP EQUIPMENT PURCHASES	500	2,469	1,000	1,004	1,000	1,000
10-80-61000	REPAIRS & MAINT - VEHICLE	1,500	1,949	1,500	1,132	1,500	1,500
10-80-62003	GASOLINE	3,500	6,155	4,000	2,452	4,000	4,000
10-80-62004	DIESEL	0	0	0	56	0	0
10-80-62007	OTHER FLUIDS & LUBRICANTS	0	0	300	0	300	300
	<b>Total Parks</b>	<b>141,639</b>	<b>140,093</b>	<b>171,247</b>	<b>91,117</b>	<b>178,087</b>	<b>175,062</b>

## Swimming Pool

The Bisbee Municipal Swimming Pool is a long-standing feature of Bisbee recreation. The City of Bisbee was awarded a grant for \$47,500 from Arizona State Parks in 1967 to build the pool for the youth of Bisbee. Total project cost was \$95,000 and was completed in 1969. It included a large pool with a diving board, a baby pool, and a building for change rooms. Since then, a Ramada with picnic tables was added, the original diving board was removed, and the change rooms have been restructured.

The city council recently entered into a service contract with L.E.A.P for the operation of the pool. The city will supply chemicals and other materials necessary for the water treatment of the pool. The pool will be staffed for nine weeks during the summer. The activities offered are open swimming, swimming lessons, and lap swimming for kids of all ages. Rental of the pool is available for private parties and is also used by the Boys and Girls Club as part of their summer programs.

### Fiscal Year 2015-16 Budget Highlights

This budget includes funding only for the operation of the pool. All personnel costs are to be paid by L.E.A.P. Major repairs are needed to the pool for ADA compliance which must be addressed this budget year prior to reopening the pool next year. The repair work is to be funded by the Youth Fund.

<u>Account</u>		<u>FY 2014</u>	<u>FY 2014</u>	<u>FY 2015</u>	<u>YTD 12/31/14</u>	<u>FY 2015</u>	<u>FY 2016</u>
<u>Number</u>	<u>Account Description</u>	<u>Budget</u>	<u>Actual</u>	<u>Budget</u>	<u>Actual</u>	<u>Y/E Estimate</u>	<u>Proposed</u>
<b>Swimming Pool</b>							
10-81-21000	ELECTRIC	7,200	4,987	7,200	3,827	7,654	7,200
10-81-22000	WATER	5,300	5,573	5,600	2,783	5,566	5,600
10-81-24000	TELEPHONE & FAX	500	441	500	223	446	500
10-81-34000	CONTRACT SERVICES	0	188	350	0	0	350
10-81-45100	DISPOSABLE EQUIPMENT & TOOLS	300	0	450	0	0	450
10-81-45300	CUSTODIAL SUPPLIES	0	313	0	92	184	0
10-81-46000	OPERATIONAL EXPENSES	1,000	3,283	600	2,816	5,632	600
10-81-47000	PERMITS & LICENSES	0	100	0	0	0	0
10-81-50100	BLDG REPAIR & MAINT	1,000	4,090	4,000	180	360	4,000
	<b>Total Pool</b>	<b>15,300</b>	<b>18,975</b>	<b>18,700</b>	<b>9,921</b>	<b>19,842</b>	<b>18,700</b>



# Copper Queen Library

The Copper Queen Library, Arizona's oldest continuously-operating public library, is owned and operated by the City. It was established in 1882 and has served the residents of Bisbee from its current location at 6 Main Street in the Downtown Historic District since 1907. The mission of the Copper Queen Library is to provide Bisbee residents of all ages with opportunities to:

- 1) achieve self-directed, personal growth and development;
- 2) find, evaluate, and use information in a variety of formats;
- 3) better understand the various cultures represented in Bisbee.

To further its mission, the Library 1) acquires and organizes information in a variety of media, including books, newspapers, magazines, video and sound recordings, software, and the Internet; 2) helps train the public in library usage; 3) borrows and lends materials throughout Cochise County and the United States via the Interlibrary Loan system; 4) offers educational and informational programs free to the public; and 5) provides free meeting facilities for civic groups and other organizations.

The Library elevator makes its services, programs, and collections accessible to all; additionally, both its Interlibrary Loan Service and its partnership with the Cochise County Library District enable the library to provide services to blind and physically handicapped residents.

The Library is staffed by a full-time Library Director, a full-time Library Coordinator and two part-time Library assistants/clerks. The library also received over 2,400 hours of assistance from volunteers last year, along with substantial additional financial and volunteer assistance from the Friends of the Copper Queen Library.

During FY13-14, staff provided 1,820 public service hours to 7,546 registered borrowers (out of a total population of 5,476), issued 249 new library cards, answered 4,676 reference questions, and produced 261 free library programs for adults and children that were attended by 3,400 library patrons.

Additionally, by using the Interlibrary Loan Service, staff obtained 2,801 items for Bisbee patrons from the collections of other libraries and provided 2,857 items to patrons of other libraries.

During FY13-14, patrons visited the Copper Queen Library a total of 41,894 times. They borrowed 45,741 items, used the public Internet computers 11,409 times, and searched the online catalog for books and other materials 34,500 times. In addition, they visited the Library's website a total of 32,906 times (not including hits to the library page on the City's website), for an average of more than 2,742 times per month.

A particularly illuminating statistic is that in FY13-14, the "Return on Taxpayer Funding" – the public sector's equivalent of "Return on Investment" (determined by using dollar values assigned by professional library associations and organizations to the services provided by the library in relation to its budget) – was 8.3:1. That is, for every one dollar allocated by the City to library operations, \$8.30 in public benefit was returned.

## Fiscal Year 2015-16 Budget Highlights

Increased funding of \$17,000 for building maintenance is included in this budget.

<u>Account</u>		<u>FY 2014</u>	<u>FY 2014</u>	<u>FY 2015</u>	<u>YTD 12/31/14</u>	<u>FY 2015</u>	<u>FY 2016</u>
<u>Number</u>	<u>Account Description</u>	<u>Budget</u>	<u>Actual</u>	<u>Budget</u>	<u>Actual</u>	<u>Y/E Estimate</u>	<u>Proposed</u>
<b>Library</b>							
10-83-11000	SALARIES - GENERAL	78,832	79,502	81,182	40,537	81,182	83,057
10-83-11001	OVERTIME - GENERAL	0	0	0	0	0	0
10-83-11050	SALARIES - PART TIME	20,432	17,166	20,675	8,767	20,675	20,873
10-83-11100	F.I.C.A.	6,255	6,008	6,416	3,076	6,416	6,444
10-83-11200	MEDICARE	1,463	1,438	1,500	719	1,500	1,507
10-83-11300	A.S.R.S.	9,097	9,122	9,417	4,702	9,417	9,527
10-83-11500	MEDICAL INSURANCE	11,417	11,417	11,417	5,708	11,417	9,748
10-83-11501	STANDARD DISABILITY INSURANCE	388	409	400	189	400	378
10-83-11505	DEFERRED COMP	1,623	1,623	1,623	811	1,623	1,623
10-83-11510	DENTAL INSURANCE	456	456	456	228	456	469
10-83-11600	LIFE INSURANCE	203	204	204	102	204	204
10-83-11700	WORKERS COMPENSATION	319	344	360	260	520	520
10-83-11800	STATE UNEMPLOYMENT	0	0	0	0	0	0
	<b>Library Personnel Costs</b>	<b>130,485</b>	<b>127,689</b>	<b>133,650</b>	<b>65,099</b>	<b>133,810</b>	<b>134,350</b>
10-83-13100	BUSINESS TRAVEL	500	184	500	0	500	500
10-83-13400	EDUCATION & TRAINING	1,500	1,317	1,500	0	1,500	1,500
10-83-13500	SUBSCRIPTIONS & DUES	350	273	350	0	350	350
10-83-21000	ELECTRIC	10,550	10,549	11,120	5,038	11,120	11,120
10-83-22000	WATER	800	1,149	1,100	390	1,100	1,100
10-83-22550	SEWER AND GARBAGE SERV.	1,219	1,215	1,293	516	1,293	1,293
10-83-24000	TELEPHONE & FAX	4,500	4,868	4,500	2,444	4,888	4,900
10-83-34000	CONTRACT SERVICES	4,000	2,978	4,000	1,109	4,000	4,000
10-83-34100	DOC WORKERS	1,900	844	1,000	391	1,000	1,000
10-83-41500	OFFICE SUPPLIES	2,200	1,172	2,200	72	2,200	2,200
10-83-42040	ADVERTISING	250	0	100	0	100	100
10-83-42050	NON CAP ADMIN EQUIP/FURN	500	647	1,200	0	1,200	1,200
10-83-43500	POSTAGE	2,800	2,111	2,800	1,051	2,800	2,800
10-83-45300	CUSTODIAL SUPPLIES	1,000	678	1,000	471	1,000	1,000
10-83-46000	OPERATIONAL EXPENSES	2,200	2,414	2,550	54	2,550	2,550
10-83-46831	BOOKS	7,000	7,007	7,000	2,924	7,000	7,500
10-83-46832	AUDIO VISUAL MATERIALS	1,000	991	1,000	0	1,000	1,500
10-83-46833	CHILDRENS PROGRAMS & MATERIAL	1,000	999	1,000	665	1,000	1,500
10-83-46834	PERIODICALS	2,600	2,600	2,600	610	2,600	2,800
10-83-46835	ELECTRONIC MEDIA	1,300	374	1,300	571	1,300	1,400
10-83-50100	BLDG REPAIR & MAINT	3,000	1,378	20,000	1,692	3,000	20,000
10-83-55000	EQUIPMENT REPAIR & MAINT	500	199	500	167	500	500
	<b>Total Library</b>	<b>181,154</b>	<b>171,636</b>	<b>202,263</b>	<b>83,264</b>	<b>185,811</b>	<b>205,163</b>

## Senior Center

The Bisbee Senior Center provides activities and programming for the City's senior population. The Senior Center provides space for Southeastern Arizona Governments Organization (SEAGO) Area Agency on Aging. This building is maintained and operated by Public Works.

### Fiscal Year 2015-16 Budget Highlights

No changes are budgeted for this department.

<u>Account</u>		<u>FY 2014</u>	<u>FY 2014</u>	<u>FY 2015</u>	<u>YTD 12/31/14</u>	<u>FY 2015</u>	<u>FY 2016</u>
<u>Number</u>	<u>Account Description</u>	<u>Budget</u>	<u>Actual</u>	<u>Budget</u>	<u>Actual</u>	<u>Y/E Estimate</u>	<u>Proposed</u>
<b>Sr. Center</b>							
10-85-21000	ELECTRIC	7,250	6,132	7,250	3,097	6,194	7,250
10-85-22000	WATER	1,100	1,406	1,100	437	874	1,100
10-85-22550	SEWER AND GARBAGE SERV.	771	766	657	326	652	657
10-85-23000	GAS	1,419	3,621	1,700	0	2,800	1,700
10-85-24000	TELEPHONE & FAX	900	774	800	391	782	800
10-85-24001	INTERNET ACCESS FEES	900	756	900	357	714	900
10-85-34000	CONTRACT SERVICES	1,000	791	1,000	285	570	1,000
10-85-34085	COORDINATOR CONTRIBUTION	7,400	7,400	7,400	3,700	7,400	7,400
10-85-34100	DOC WORKERS	0	0	0	479	958	1,000
10-85-45300	CUSTODIAL SUPPLIES	650	560	650	387	774	650
10-85-50100	BLDG REPAIR & SUPPLIES	2,800	1,672	2,800	70	140	1,000
	<b>Total Sr. Center</b>	<b>24,190</b>	<b>23,878</b>	<b>24,257</b>	<b>9,529</b>	<b>21,858</b>	<b>23,457</b>

## Contingency

In order to provide for unexpected expenses, emergencies, and opportunities, it is necessary to appropriate funds as a contingency.

### Fiscal Year 2015-16 Budget Highlights

This budget reflects a \$100,000 contingency allocation.

<u>Account</u>		<u>FY 2014</u>	<u>FY 2014</u>	<u>FY 2015</u>	<u>YTD 12/31/14</u>	<u>FY 2015</u>	<u>FY 2016</u>
<u>Number</u>	<u>Account Description</u>	<u>Budget</u>	<u>Actual</u>	<u>Budget</u>	<u>Actual</u>	<u>Y/E Estimate</u>	<u>Proposed</u>
Contingency							
10-99-99100	UNASSIGNED EXPENSES	100,000	36,706	100,000	8,201	8,300	100,000
	<b>Total Contingency</b>	<b>100,000</b>	<b>36,706</b>	<b>100,000</b>	<b>8,201</b>	<b>8,300</b>	<b>100,000</b>

**Total Expenses - General Fund** \$6,327,664 \$5,937,967 \$6,650,402 \$3,044,634 \$6,045,592 \$7,429,597

## Government Grants

This fund accounts for government grants such as CDBG. The Community Development Block Grant (CDBG) funds are federal entitlement dollars that are awarded to cities and towns in every state. Rural communities receive their share in an allocation from the State. Bisbee's CDBG funds are managed by SEAGO. Current CDBG allocations are being used to improve the drainage and streets in the Bakerville neighborhood.

### Fiscal Year 2015-16 Budget Highlights

Other Government Grants for this budget include:

- CDBG allocation for Phase I improvements to the drainage and streets in the Tintown neighborhood.

<u>Account</u>		<u>FY 2014</u>	<u>FY 2014</u>	<u>FY 2015</u>	<u>YTD 12/31/14</u>	<u>FY 2015</u>	<u>FY 2016</u>
<u>Number</u>	<u>Account Description</u>	<u>Budget</u>	<u>Actual</u>	<u>Budget</u>	<u>Actual</u>	<u>Y/E Estimate</u>	<u>Proposed</u>
<b>Government Grants</b>							
11-30-22520	BAKERVILLE IV	212,000	216,359	0	0	0	0
11-30-22521	BAKERVILLE V/FLOOD STUDY	162,000	10,866	190,571	16,523	190,571	0
11-30-22522	TINTOWN PAVING & IMPR PHASE 1	0	0	0	0	0	203,000
	<b>Total Revenue for Gov. Grants</b>	374,000	227,225	190,571	16,523	190,571	203,000
11-40-22520	BAKERVILLE IV	212,000	208,040	0	0	0	0
11-40-22521	BAKERVILLE V/FLOOD STUDY	162,000	19,186	190,571	37,444	190,751	0
11-40-22522	TINTOWN PAVING & IMPR PHASE 1	0	0	0	0	0	203,000
	<b>Total Expenses for Gov. Grants</b>	374,000	227,226	190,571	37,444	190,751	203,000



## Public Safety – Fire Grants

Each year, FEMA awards grants to eligible communities for the purchase of vehicles and equipment to enhance homeland security. In the past, this funding has enabled the City to purchase a Fire Engine.

### Fiscal Year 2015-16 Budget Highlights

The proposed Fiscal Year 2015-16 budget includes a request through FEMA for a new fire truck at a cost of \$300,000, of which there is a 5% match.

<u>Account Number</u>	<u>Account Description</u>	<u>FY 2014 Budget</u>	<u>FY 2014 Actual</u>	<u>FY 2015 Budget</u>	<u>YTD 12/31/14 Actual</u>	<u>FY 2015 Y/E Estimate</u>	<u>FY 2016 Proposed</u>
<b>PS-Fire Grants</b>							
17-30-22501	FEMA (FIRE TRUCK)	285,000	0	285,000	0	0	285,000
17-30-22503	OTHER GRANTS	0	0	125,000	0	0	125,000
17-38-99964	TRANSFER FROM GF-GRANT MATCH	15,000	0	15,000	0	0	15,000
	<b>Total Revenue-PS Grant</b>	300,000	0	425,000	0	0	425,000
17-40-22501	FEMA (FIRE TRUCK)	300,000	0	300,000	0	0	300,000
17-40-22503	OTHER GRANTS	0	0	125,000	0	0	125,000
	<b>Total Expenses-PS Grants</b>	300,000	0	425,000	0	0	425,000

## Transportation Grants

Transportation grants include grant funds received from the Arizona Department of Transportation and the Federal Aviation Administration for improvements to highway infrastructure and airport facilities.

### Fiscal Year 2015-16 Budget Highlights

This year the budget includes funding for the Airport using funds from the Federal Aviation Administration and Arizona Department of Transportation Aeronautical Division. There is a match requirement of \$35,000.

<u>Account Number</u>	<u>Account Description</u>	<u>FY 2014 Budget</u>	<u>FY 2014 Actual</u>	<u>FY 2015 Budget</u>	<u>YTD 12/31/14 Actual</u>	<u>FY 2015 Y/E Estimate</u>	<u>FY 2016 Proposed</u>
<b>Transportation Grants</b>							
18-30-22519	FAA - AIRPORT ENTITLEMENT GRANT	192,000	22,961	150,000	0	0	415,000
18-38-99950	TRANSFER FROM AIRPORT	0	589	0	0	0	35,000
18-38-99999	TRANS. FROM CIP AZ ST/MAIN ST SIDEW	0	22,055	0	0	0	0
	<b>Total Revenue-Trans. Grant</b>	192,000	45,605	150,000	0	0	450,000
18-40-22512	AZ STREET DESIGN SERVICES	0	22,055	0	0	0	0
18-40-22519	FAA - AIRPORT ENTITLEMENT GRANT	192,000	19,600	150,000	0	0	450,000
	<b>Total Expenses-Trans Grant</b>	192,000	41,655	150,000	0	0	450,000

## Visitor Center

The Bisbee Visitor Center serves as an official Arizona Office of Tourism designated local visitor information center. This center provides information about area attractions, recreational opportunities and hospitality amenities. As required by the Arizona Office of Tourism, the center also provides a variety of brochures, maps and information for the 5 tourist regions of the state. The center also provides relocation and school packets.

As a destination marketing organization, this office is responsible for securing and administering Arizona Office of Tourism Co-operative Marketing grants; City of Bisbee and Queen Mine Tour ad placements; marketing efforts including press releases, website, and Face Book administration; hosting familiarization tours for film producers and travel writers, and serving on the Cochise County Tourism Council. The manager maintains the official travel website, [www.discoverbisbee.com](http://www.discoverbisbee.com) as well as the Discover Bisbee Arizona Face Book Page.

Funded primarily through the Transient Room Tax (BED TAX), the Visitor Center budget is supplemented with resources from the Queen Mine Tour Enterprise Fund. In November of 2014, Bisbee citizens approved an additional one percent of Transient Tax (Bed Tax) to promote Bisbee as a "overnight destination". The additional bed tax will expire in four years.

Accomplishments this year include hosting International Media familiarization tours and Travel Writers as well as assisting television producers and providing step-on tours for groups.

## Fiscal Year 2015-16 Budget Highlights

Continued partnership with the Arizona Office of Tourism Marketing Cooperative resulting in additional advertising dollars that ultimately bring more visitors to Bisbee. Continued membership with the Cochise County Tourism Council, a regional destination marketing organization. The Bisbee Center has been contracted by the CCTC to fulfill requests generated by advertisement placements and the

<u>Account Number</u>	<u>Account Description</u>	<u>FY 2014 Budget</u>	<u>FY 2014 Actual</u>	<u>FY 2015 Budget</u>	<u>YTD 12/31/14 Actual</u>	<u>FY 2015 Y/E Estimate</u>	<u>FY 2016 Proposed</u>
<b>Visitor Center</b>							
20-38-51000	USE OF RESERVES	38,916	0	47,900	0	0	12,095
20-38-99010	TRANSFER FROM GEN FUND - BED TAX	92,000	79,658	92,000	47,183	94,366	85,910
20-38-99011	TRANS FROM GF-1% TAX INCREASE	0	0	0	0	0	35,090
20-38-99059	TRANSFER FROM QM	16,000	16,000	16,000	8,000	16,000	16,000
	<b>Total Revenue-Visitor Center</b>	<b>146,916</b>	<b>95,658</b>	<b>155,900</b>	<b>55,183</b>	<b>110,366</b>	<b>149,095</b>
20-40-11000	SALARIES - GENERAL	35,797	36,392	37,960	19,297	38,594	37,960
20-40-11001	OVERTIME - GENERAL	2,000	2,038	2,000	548	1,096	2,000
20-40-11050	SALARIES - PART TIME	9,481	7,601	14,461	3,967	7,934	9,641
20-40-11100	F.I.C.A.	2,982	2,915	3,424	1,501	3,002	3,075
20-40-11200	MEDICARE	697	694	801	351	702	719
20-40-11300	A.S.R.S.	5,456	4,432	6,313	2,302	4,604	4,583
20-40-11500	MEDICAL INSURANCE	5,708	5,708	5,708	2,854	5,708	4,874
20-40-11501	STANDARD DISABILITY INSURANCE	187	198	221	91	182	248
20-40-11505	DEFERRED COMP	811	811	811	406	812	811
20-40-11510	DENTAL INSURANCE	228	228	228	114	228	235
20-40-11600	LIFE INSURANCE	102	69	66	33	66	102
20-40-11700	WORKERS COMPENSATION	152	162	192	157	314	132
20-40-11800	STATE UNEMPLOYMENT	0	0	0	0	0	0
	<b>Visitor Center Personnel Costs</b>	<b>63,601</b>	<b>61,248</b>	<b>72,185</b>	<b>31,621</b>	<b>63,242</b>	<b>64,380</b>
20-4013100	BUSINESS TRAVEL	1,000	435	1,000	0	700	1,000
20-40-13400	EDUCATION & TRAINING	2,190	1,228	2,190	391	1,000	2,190
20-40-13500	SUBSCRIPTIONS & DUES	50	0	50	0	0	50
20-40-24000	TELEPHONE & FAX	2,800	1,620	2,800	806	2,000	2,800
20-40-34000	CONTRACT SERVICES	13,750	3,068	13,750	0	13,750	13,750
20-40-36000	MAINTENANCE &SUPPORT AGREEMENT	200	0	200	0	0	200
20-40-41500	OFFICE SUPPLIES	1,500	647	1,500	145	800	1,500
20-40-42020	PRINTING & REPRODUCTION	6,650	2,818	6,500	0	6,500	6,500
20-40-42040	ADVERTISING	50,000	59,825	50,000	25,331	50,000	50,000
20-40-42050	NON CAP EQUIP/ FURN	2,700	1,934	2,700	0	0	2,700
20-40-43120	OTHER FEES	25	25	25	0	25	25
20-40-43500	POSTAGE	1,450	2,751	2,000	949	2,500	3,000
20-40-46000	OPERATIONAL EXPENSES	500	65	500	25	25	500
20-40-62003	GASOLINE	500	38	500	0	0	500
	<b>Total Expenses-Visitor Center</b>	<b>146,916</b>	<b>135,702</b>	<b>155,900</b>	<b>59,268</b>	<b>140,542</b>	<b>149,095</b>

## Streets Fund

This fund pays for the operation and maintenance of City streets, rights of way and street lighting throughout the City. The main source of funding for the Streets Fund is the Highway User Revenue Fund (HURF). The Streets Division consists of two full-time permanent employees. The primary function of this department is maintenance of City streets, alleys, sidewalks, trees, stairs, other properties, and rights-of-way. Typical duties consist of patching and repairing streets, maintaining and repairing drainage channels, repainting traffic control markings such as cross walks, repairing, replacing, or installing traffic and pedestrian signage, and controlling vegetation, which may impede vehicular or pedestrian traffic, or the visibility of signs or markers. Other duties include the preparation for all events conducted in the City, not the least of which is the 4th of July, and the clean-up after the events.

There are 42 miles of local streets and 15,447 lineal feet of stairs in the City which are maintained by this fund. Since the City does not allow the use of herbicides, the vegetation must be cleared manually on both the roadside and the stairs. There are over a dozen major drainage ways in the City that must be cleared and cleaned after storm activity. The guardrails and handrails on both the stairs and the drainage ways must be maintained and the retaining walls in Bisbee that belong to the City must be preserved.

### Fiscal Year 2015-16 Budget Highlights

There no new expenditures planned for this department. Due to limited funding, only street repair expenses are budgeted.

This budget also includes a sales tax contingency revenues of \$380,000 which will be available for transfer to improvement projects if the transaction privilege tax increase is approved.

<u>Account Number</u>	<u>Account Description</u>	<u>FY 2014 Budget</u>	<u>FY 2014 Actual</u>	<u>FY 2015 Budget</u>	<u>YTD 12/31/14 Actual</u>	<u>FY 2015 Y/E Estimate</u>	<u>FY 2016 Proposed</u>
<b>Streets</b>							
21-31-20000	H.U.R.F. GAS TAX	372,555	368,088	393,027	188,235	393,027	405,145
21-31-20001	TRANSFER FROM GEN FUND - SALES TA	0	0	380,000	0	0	703,560
21-36-10500	CEMETERY OPEN/CLOSE FEES	4,000	4,550	5,000	2,700	5,400	6,000
21-36-11060	STREET PAVEMENT CUT FEES	10,000	6,450	5,000	8,310	16,620	15,000
21-36-21000	INTEREST INCOME (LGIP)	0	1	0	1	0	0
21-38-51000	USE OF RESERVES	66,713	0	0	0	0	53,240
	<b>Total Revenue-Streets</b>	<b>599,268</b>	<b>493,306</b>	<b>783,027</b>	<b>199,246</b>	<b>415,047</b>	<b>1,182,945</b>
21-40-11000	SALARIES - GENERAL	108,418	108,046	71,595	36,035	71,595	71,991
21-40-11001	OVERTIME - GENERAL	4,000	33	4,000	1,969	4,000	4,000
21-40-11100	F.I.C.A.	7,111	6,426	4,793	2,381	4,793	4,711
21-40-11200	MEDICARE	1,663	1,537	1,121	557	1,121	1,102
21-40-11300	A.S.R.S.	12,973	12,459	8,769	4,408	8,769	8,716
21-40-11500	MEDICAL INSURANCE	15,983	15,032	11,987	5,994	11,987	10,236
21-40-11501	STANDARD DISABILITY INSURANCE	553	434	382	215	382	450
21-40-11505	DEFERRED COMP	2,272	2,137	1,704	852	1,704	1,704
21-40-11510	DENTAL INSURANCE	1,742	1,638	1,306	809	1,306	1,346
21-40-11600	LIFE INSURANCE	284	269	214	106	214	214
21-40-11700	WORKERS COMPENSATION	12,119	12,750	9,665	4,625	9,665	6,885
21-40-11800	STATE UNEMPLOYMENT	0	210	0	0	0	0
	<b>Streets Personnel Costs</b>	<b>167,118</b>	<b>160,971</b>	<b>115,536</b>	<b>57,951</b>	<b>115,536</b>	<b>111,355</b>
21-40-12500	RECRUTMENT/EMPLOYMENT TESTING	400	96	400	0	200	200
21-40-13100	BUSINESS TRAVEL	400	298	400	0	200	200
21-40-13400	EDUCATION & TRAINING	1,200	794	1,200	0	600	1,200
21-40-21000	ELECTRIC	80,000	85,564	95,100	34,607	70,000	102,260
21-40-23000	GAS	750	382	750	179	520	520
21-40-24000	TELEPHONE & FAX	650	487	650	218	450	450
21-40-34000	CONTRACT SERVICES	6,000	1,391	6,000	409	1,000	1,000
21-40-34100	DOC WORKERS	8,000	4,848	8,000	1,148	2,500	2,500
21-40-37000	PROPERTY, CASUALTY, LIABILITY	40,000	35,778	40,000	18,951	40,000	40,000
21-40-37100	INSURANCE CLAIMS & DEDUCTABLES	2,500	0	2,500	0	1,000	1,000
21-40-41500	OFFICE SUPPLIES	350	0	350	0	0	0
21-40-45100	DISPOSABLE EQUIP & TOOLS	4,000	2,346	4,000	2,934	6,000	6,000
21-40-45200	SAFETY EQUIPMENT	900	581	900	538	1,200	1,200
21-40-46000	OPERATIONAL EXPENSES	16,000	15,940	19,000	12,179	19,000	19,000
21-40-46211	STREET REPAIR MATERIAL	15,000	32,283	37,241	20,064	45,000	353,560
21-40-46212	CONTRACTED STREET REPAIR	146,000	114,217	0	0	0	350,000
21-40-50100	BLDG REPAIR & MAINT	1,500	0	1,500	0	1,500	1,500
21-40-55000	EQUIPMENT MAINT & REPAIR	10,000	2,180	10,000	3,619	10,000	5,000
21-40-55010	EQUIPMENT RENTAL	1,500	205	1,500	1,042	1,500	1,500
21-40-55100	REPAIR & MAINT OTHER	10,000	958	10,000	0	10,000	1,500
21-40-61000	VEHICLE PARTS & LABOR	10,000	18,878	10,000	6,248	10,000	15,000
21-40-62002	TIRES	5,000	5,748	5,000	386	5,000	4,500
21-40-62003	GASOLINE	20,000	12,304	20,000	2,382	5,000	6,000
21-40-62004	DIESEL	12,000	15,493	12,000	4,841	10,000	12,000
21-40-62007	OTHER FLUIDS & LUBRICANTS	0	0	1,000	0	0	500
21-40-99099	TRANSFER TO CAPITAL PROJECTS	40,000	0	380,000	0	0	145,000
	<b>Total Expenses-Streets</b>	<b>599,268</b>	<b>511,742</b>	<b>783,027</b>	<b>167,696</b>	<b>356,206</b>	<b>1,182,945</b>



## RICO Fund

RICO Funds are authorized by the Federal Government under the Racketeer Influenced and Corrupt Organization Act. Revenues come from the seizure of assets used in the commission of crimes when the Bisbee Police Department is involved in the investigations.

These funds are maintained by the Cochise County Attorney's Office and are transferred to the City of Bisbee after the proper paper work is submitted to the County Attorney for approval of the expenditures. Funds are used during the year for variety of items which enhances and or aid us in our duties and obligations. Items such as training cost, tires, computers, emergency equipment, donations to youth activities etc.

### Fiscal Year 2015-16 Budget Highlights

The Police Department purchased 2 new fully equipped vehicles through state contract. A five year lease purchase program has been established and the lease payments began in January 2013.

<u>Account Number</u>	<u>Account Description</u>	<u>FY 2014 Budget</u>	<u>FY 2014 Actual</u>	<u>FY 2015 Budget</u>	<u>YTD 12/31/14 Actual</u>	<u>FY 2015 Y/E Estimate</u>	<u>FY 2016 Proposed</u>
<b>R.I.C.O.</b>							
39-33-13597	RICO AUCTION FUNDS (COUNTY)	181,561	0	100,000	0	100,000	100,000
39-33-22506	COUNTY REIMBURSEMENTS - RICO	0	25,377	0	22	0	0
39-34-10862	VEHICLE IMPOUND FEES	1,000	0	1,000	0	1,000	1,000
	<b>Total Revenue-RICO</b>	<b>182,561</b>	<b>25,377</b>	<b>101,000</b>	<b>22</b>	<b>101,000</b>	<b>101,000</b>
39-40-50002	EQUIPMENT	1,000	0	1,000	0	1,000	1,000
39-40-50006	RICO - AUTHORIZED EXPENDITURES	165,000	8,816	83,439	0	83,439	100,000
39-40-99085	TRANSFERS TO DEBT SERVICE	16,561	16,561	16,561	0	16,561	0
	<b>Total Expenses-RICO</b>	<b>182,561</b>	<b>25,377</b>	<b>101,000</b>	<b>0</b>	<b>101,000</b>	<b>101,000</b>

## Bisbee Arts Commission

The Bisbee Arts Commission activities are overseen by the Community Development Director and is authorized by the City Council to promote the arts and artists in Bisbee – both within and outside the community.

The Commission was re-established per City Ordinance in October, 2010

### Fiscal Year 2015-16 Budget Highlights

This budget represents funds available for the recommendations of the Bisbee Arts Commission.

<u>Account Number</u>	<u>Account Description</u>	<u>FY 2014 Budget</u>	<u>FY 2014 Actual</u>	<u>FY 2015 Budget</u>	<u>YTD 12/31/14 Actual</u>	<u>FY 2015 Y/E Estimate</u>	<u>FY 2016 Proposed</u>
<b>Bisbee Arts</b>							
42-38-51000	USE OF RESERVES	45,000	0	39,000	0	19,000	20,000
	<b>Total Revenue-Bisbee Arts</b>	45,000	0	39,000	0	19,000	20,000
42-40-42040	ADVERTISING	0	141	0	110	110	200
42-40-43500	POSTAGE	0	49	0	22	44	50
42-40-46000	OPERATIONAL EXP (DONATIONS)	45,000	10,625	39,000	5,000	18,846	19,750
	<b>Total Expenses-Bisbee Arts</b>	45,000	10,815	39,000	5,132	19,000	20,000

## Donations

This fund was established in 2008 to manage and account for the receipt and disbursement of donations and contributions made to the City for specific purposes. All revenues in this fund will be segregated by "purpose". This funding will assist the City in demonstrating that the disbursement and expenditure of any such dedicated funds have been restricted to the intended purposes of these funds.

### Fiscal Year 2015-16 Budget Highlights

The current budget reflects revenue and expenditure funds from potential donations throughout the year.

<u>Account Number</u>	<u>Account Description</u>	<u>FY 2014 Budget</u>	<u>FY 2014 Actual</u>	<u>FY 2015 Budget</u>	<u>YTD 12/31/14 Actual</u>	<u>FY 2015 Y/E Estimate</u>	<u>FY 2016 Proposed</u>
<b>Donations</b>							
48-38-22500	MISC DONATIONS	1,000,000	2,200	1,000,000	2,775	5,000	1,000,000
48-38-22503	RYAN MIELE ENDOW/DOG KENNELS	0	12,500	0	10,000	10,000	0
48-38-22504	RAYAN MIELE ENDOW/ANIMAL WELFARI	0	5,000	5,000	5,000	5,000	5,000
48-38-22506	FIREWORKS	7,500	4,344	5,000	5,000	5,000	5,000
48-38-22508	WATER HARVESTION SYSTEM/MUSEUM	0	0	0	0	0	0
48-38-22509	CEMETERY COMPUTER	0	1,422	0	0	0	0
48-38-22510	FIRE DEPT DONATIONS/ENGINE 81	0	750	2,000	0	2,000	2,000
48-38-22512	FILM FESTIVAL DONATION	0	17,500	5,000	975	5,000	5,000
48-38-22513	AZ COMM FOUNDATION-SHELTER MEDIK	0	0	0	5,000	0	10,000
48-38-22514	AZ COMM FOUNDATION-CAT CAGES	0	0	0	5,000	0	0
<b>Total Revenue-Donations</b>		<b>1,007,500</b>	<b>43,716</b>	<b>1,017,000</b>	<b>33,750</b>	<b>32,000</b>	<b>1,027,000</b>
48-40-22500	MISC DONATION EXP	1,000,000	2,200	1,000,000	2,775	3,000	1,000,000
48-40-22503	RYAN MIELE ENDOW/DOG KENNELS	0	10,372	0	10,000	10,000	0
48-40-22504	RAYAN MIELE ENDOW/ANIMAL WELFARI	0	4,389	5,000	1,033	5,000	5,000
48-40-22506	FOURTH OF JULY - FIREWORKS	7,500	4,625	5,000	4,000	5,000	5,000
48-40-22508	WATER HARVESTION SYSTEM/MUSEUM	0	2,251	0	0	0	0
48-40-22509	CEMETERY COMPUTERS	0	1,422	0	0	0	0
48-40-22510	FIRE DEPT DONATIONS/ENGINE 81	0	0	2,000	0	2,000	2,000
48-40-22512	FILM FESTIVAL DONATION	0	3,400	5,000	11,856	15,000	5,000
48-40-22513	AZ COMM FOUNDATION-SHELTER MEDIK	0	0	0	5,000	5,000	10,000
48-40-22514	AZ COMM FOUNDATION-CAT CAGES	0	0	0	5,000	5,000	0
<b>Total Expenses-Donations</b>		<b>1,007,500</b>	<b>28,659</b>	<b>1,017,000</b>	<b>39,664</b>	<b>50,000</b>	<b>1,027,000</b>

## Airport Fund

The City of Bisbee owns and operates the Bisbee Municipal Airport. There is an Airport Advisory Committee that meets on a regular basis as an advisory group for the operation and planning of the airport.

### Fiscal Year 2015-16 Budget Highlights

This year the budget includes funding for the Airport using funds from the Federal Aviation Administration and Arizona Department of Transportation Aeronautical Division. There is a match requirement of \$35,000.

<u>Account Number</u>	<u>Account Description</u>	<u>FY 2014 Budget</u>	<u>FY 2014 Actual</u>	<u>FY 2015 Budget</u>	<u>YTD 12/31/14 Actual</u>	<u>FY 2015 Y/E Estimate</u>	<u>FY 2016 Proposed</u>
<b>Airport</b>							
50-34-12500	GAS REVENUE	25,000	23,151	25,000	12,675	25,350	25,000
50-36-13500	RENTS	13,860	11,309	13,860	5,749	11,498	13,860
50-36-13501	BISBEE AIRPARK-ACCESS FEES	1,600	1,152	1,600	144	288	1,600
50-36-13509	AIRPORT PROPERTY LEASE	1,200	0	1,200	300	600	1,200
50-38-99010	TRANSFERS FROM GENERAL FUND	0	0	0	0	0	35,000
	<b>Total Revenue Airport</b>	<b>41,660</b>	<b>35,612</b>	<b>41,660</b>	<b>18,868</b>	<b>37,736</b>	<b>76,660</b>
50-40-21000	ELECTRIC	3,146	3,158	3,180	1,350	2,700	3,180
50-40-22000	WATER	2,200	1,792	2,500	473	946	2,500
50-40-22550	SEWER AND GARBAGE SERV.	229	229	250	97	194	250
50-40-23000	GAS	625	626	630	252	504	630
50-40-24000	TELEPHONE & FAX	1,200	826	1,200	394	788	1,200
50-40-34000	CONTRACT SERVICES	500	266	500	0	0	500
50-40-37000	PROPERTY, CASUALTY, LIABILITY	4,000	3,320	3,600	0	0	3,600
50-40-41500	OFFICE SUPPLIES	0	0	0	0	0	0
50-40-42000	ADMIN SPECIAL SUPPLIES	500	0	250	0	0	250
50-40-42040	ADVERTISING	100	0	100	0	0	100
50-40-43110	CREDIT CARD FEES	2,000	1,815	2,000	1,008	2,016	2,000
50-40-43120	OTHER FEES	0	0	0	0	0	0
50-40-45100	DISPOSABLE EQUIP & TOOLS	250	0	200	90	180	200
50-40-45200	SAFETY EQUIP & SUPPLIES	0	0	200	0	0	200
50-40-45300	CUSTODIAL SUPPLIES	50	2	50	10	20	50
50-40-46000	OPERATIONAL EXPENSE	2,560	1,276	2,500	1,003	2,006	2,500
50-40-46501	AIRCRAFT FUEL	21,000	17,985	21,000	18,808	37,616	21,000
50-40-50100	BLDG REPAIR & MAINT	2,000	182	2,000	0	0	2,000
50-40-55000	EQUIPMENT REPAIR & MAINT	800	850	1,000	0	0	1,000
50-40-61000	VEHICLE PARTS & LABOR	500	486	500	0	0	500
50-40-99018	AIRPORT GRANT MATCH	0	589	0	0	0	35,000
	<b>Total Expenses-Airport</b>	<b>41,660</b>	<b>33,402</b>	<b>41,660</b>	<b>23,485</b>	<b>46,970</b>	<b>76,660</b>



## Police Special Revenues and Grants

This fund accounts for all grant revenues received and expended for law enforcement activities outside of the General Fund and Racketeer Influenced Corrupt Organization Funds. Included in this fund are revenues and expenditures for Operation Stonegarden (Homeland Security) funds along with funds anticipated for Collaborative Border Region Alliance and Homeland Security.

The fund also receives and expends monies from Federal Asset Forfeitures in which the City is a participant.

### Fiscal Year 2015-16 Budget Highlights

Budget highlights for next year include continued grant funding through Homeland Security (Operation Stonegarden), which will cover \$100,000 for overtime and \$12,000 for mileage. It will also cover \$49,500 for communication equipment

<u>Account Number</u>	<u>Account Description</u>	<u>FY 2014 Budget</u>	<u>FY 2014 Actual</u>	<u>FY 2015 Budget</u>	<u>YTD 12/31/14 Actual</u>	<u>FY 2015 Y/E Estimate</u>	<u>FY 2016 Proposed</u>
<b>Police Special Rev &amp; Grants</b>							
53-30-30002	MISC POLICE GRANTS	0	0	0	0	0	0
53-30-30003	HOMELAND SECURITY GRANTS	800,000	16,683	800,000	39,428	46,000	50,000
53-35-31000	DEPT OF JUSTICE VESTS	0	(1,022)	0	0	3,800	3,800
53-35-35000	FEDERAL ASSET FORFEITURES	15,000	0	16,561	490	16,561	16,561
53-36-11050	SERVICE REIMBURSEMENT	0	97,157	0	15,886	75,592	76,000
	<b>Total Revenue-Police Spec. Rev</b>	<b>815,000</b>	<b>112,818</b>	<b>816,561</b>	<b>55,804</b>	<b>141,953</b>	<b>146,361</b>
53-40-11050	SERVICE REIMBURSEMENT	800,000	60,067	800,000	7,245	42,678	61,000
53-40-11090	REIMBURSED ERE'S - DHL	0	37,090	0	5,800	32,915	0
53-40-30003	HOMELAND SECURITY GRANTS	0	24,100	0	18,340	0	50,000
53-40-31000	DEPT OF JUSTICE VESTS	0	(474)	0	0	3,800	3,800
53-40-35000	EXPENDITURES - ASSET FORFEIT REV	0	22,131	0	0	0	0
53-40-99901	TRANSFERS TO GENERAL FUND	15,000	11,727	16,561	1,472	8,732	31,561
	<b>Total Expenses-Police Spec. Rev</b>	<b>815,000</b>	<b>154,641</b>	<b>816,561</b>	<b>32,857</b>	<b>88,125</b>	<b>146,361</b>

## Wastewater Fund

The Wastewater Fund provides all collection and treatment of wastewater use in the City. In addition to maintaining the collection system which consists of thousands of feet of sewer mains, Wastewater staff are also responsible for marking the Blue Stake requests as required. Wastewater staff are on-call 24-hours a day, seven days a week.

Last year the Solar Project at the Wastewater Plant was completed resulting in immediate savings in the electricity costs. This budget reflects a savings of \$43,000 and we anticipate saving \$460,000 over a 20-year span.

### Fiscal Year 2015-16 Budget Highlights

This budget does not reflect an increase in the sewer rate fees that has previously been based on an analysis of the updated rate study that reflect the most current revenue and expenditure estimates for next year as well as estimates for future years. The rate study will be revised annually to reflect the most current information available to the City.

If in the future, a determination is made to increase the sewer rate fees, action will be required by City Council to increase the sewer rate at the appropriate time.

<u>Account Number</u>	<u>Account Description</u>	<u>FY 2014 Budget</u>	<u>FY 2014 Actual</u>	<u>FY 2015 Budget</u>	<u>YTD 12/31/14 Actual</u>	<u>FY 2015 Y/E Estimate</u>	<u>FY 2016 Proposed</u>
<b>Waste Water</b>							
54-30-30010	USDA WW IMPROVEMENT GRANT	200,000	0	350,000	0	0	360,000
54-30-91000	PROCEEDS FROM WIFA SOLAR LOAN	0	115,113	0	0	1,200,000	0
54-36-21000	INTEREST/PENALTIES EARNED	90,000	125,039	130,000	72,517	145,034	130,000
54-36-50000	MISCELLANEOUS REVENUE	0	32,140	32,000	15,408	30,816	32,000
54-37-10550	USER FEES	2,088,392	2,071,705	2,162,506	1,062,420	2,124,840	2,124,840
54-37-10551	SERVICE CHARGE/PENALTY	20,000	25,403	25,000	13,404	26,808	25,000
54-37-10552	HOOK-UP FEES	2,000	6,125	6,000	0	0	2,000
54-38-50099	MISC CONTRIBUTIONS	0	2,271	0	0	0	0
54-38-51000	USE OF RESERVES	230,555	0	251,884	0	0	0
54-38-91000	CAPITAL CONTRIBUTION	0	159,109	0	0	0	0
54-38-99010	TRFS FROM GF, SALES TAX INCR	350,000	389,923	400,000	164,955	329,910	351,780
	<b>Total Revenue-Waste Water</b>	<b>2,980,947</b>	<b>2,926,828</b>	<b>3,357,390</b>	<b>1,328,704</b>	<b>3,857,408</b>	<b>3,025,620</b>
<b>Waste Water</b>							
54-40-11000	SALARIES - GENERAL	237,021	283,150	338,163	170,102	338,163	308,062
54-40-11001	OVERTIME - GENERAL	61,425	42,426	61,425	22,777	61,425	61,425
54-40-11100	F.I.C.A.	18,828	19,417	25,220	11,779	25,220	22,908
54-40-11200	MEDICARE	4,403	4,612	5,898	2,755	5,898	5,358
54-40-11300	A.S.R.S.	34,441	36,874	46,352	22,374	46,352	42,380
54-40-11500	MEDICAL INSURANCE	36,818	40,582	51,375	24,831	51,375	39,481
54-40-11501	STANDARD DISABILITY INSURANCE	1,339	1,458	1,600	768	1,600	1,642
54-40-11505	DEFERRED COMP	5,234	5,885	7,181	3,530	7,181	6,573
54-40-11510	DENTAL INSURANCE	3,618	4,230	5,132	2,509	5,132	4,784
54-40-11600	LIFE INSURANCE	655	726	903	438	903	826
54-40-11700	WORKERS COMPENSATION	12,615	15,465	17,839	8,884	17,839	11,769
54-40-11800	STATE UNEMPLOYMENT	12,480	0	0	0	0	0
	<b>Waste Water Personnel Costs</b>	<b>428,877</b>	<b>454,825</b>	<b>561,088</b>	<b>270,747</b>	<b>561,088</b>	<b>505,208</b>

<u>Account Number</u>	<u>Account Description</u>	<u>FY 2014 Budget</u>	<u>FY 2014 Actual</u>	<u>FY 2015 Budget</u>	<u>YTD 12/31/14 Actual</u>	<u>FY 2015 Y/E Estimate</u>	<u>FY 2016 Proposed</u>
54-4012300	UNIFORMS & CLOTHING	800	384	800	100	200	800
54-40-13100	BUSINESS TRAVEL	750	25	800	20	40	800
54-40-13400	EDUCATION & TRAINING	5,500	2,911	4,000	778	1,556	4,000
54-40-13500	SUBSCRIPTIONS & DUES	1,850	619	500	0	0	500
54-40-21000	ELECTRIC	121,500	120,155	107,000	49,407	98,814	64,000
54-40-22000	WATER	3,300	2,981	3,850	486	972	3,850
54-40-24000	TELEPHONE & FAX	5,200	4,191	4,500	1,928	3,856	4,500
54-40-24001	INTERNET ACCESS FEE	1,000	776	950	357	714	950
54-40-34000	CONTRACT SERVICES	12,000	10,217	10,000	4,500	9,000	10,000
54-40-34100	DOC WORKERS	2,200	1,596	1,600	1,232	2,464	1,600
54-40-37000	PROPERTY, CASUALTY, LIABILITY	67,560	52,703	76,500	27,917	55,834	76,500
54-40-37100	INSURANCE CLAIMS & DEDUCTIBLES	5,000	8,980	5,000	900	1,800	5,000
54-40-41500	OFFICE SUPPLIES	800	637	600	305	610	600
54-40-42020	PRINTING & REPRODUCTION	500	27	500	1,979	3,958	500
54-40-42030	BOOKS & REFERENCE MATERIALS	1,000	535	700	115	230	700
54-40-42050	NON CAP ADMIN EQUIP/FURN	2,000	1,118	1,000	0	0	1,000
54-40-43120	OTHER FEES	3,000	0	0	0	0	0
54-40-43500	POSTAGE	400	105	100	57	114	100
54-40-45100	DISPOSABLE EQUIPMENT & TOOLS	3,000	3,861	5,000	4,131	5,000	6,000
54-40-45200	SAFETY EQUIP & SUPPLIES	9,000	8,176	8,000	5,714	8,000	8,000
54-40-45300	CUSTODIAL SUPPLIES	1,000	1,493	1,400	725	1,450	1,400
54-40-46000	OPERATIONAL EXPENSES	12,000	4,480	4,000	9,307	12,000	15,000
54-40-46541	CHEMICALS	7,800	8,863	8,000	3,780	7,560	8,000
54-40-46542	LAB SUPPLIES & TESTING	24,000	29,433	34,000	11,892	23,784	20,000
54-40-46543	MANHOLE, PIPE, & FITTINGS	10,000	10,821	18,000	10,189	20,378	18,000
54-40-46544	SLUDGE REMOVAL	30,000	74,994	36,400	9,634	19,268	45,000
54-40-46545	SEWER BACK UP EXPENSE (SSO)	15,000	0	0	0	0	0
54-40-47000	PERMITS & LICENSES	14,000	9,497	14,000	19,553	39,106	14,000
54-40-47500	BAD DEBT	20,000	582,656	70,700	0	0	70,700
54-40-50100	BLDG REPAIR & MAINT	1,500	4,407	3,800	653	1,306	3,800
54-40-55000	EQUIPMENT REPAIR & MAINT	40,000	66,969	70,000	39,267	78,534	70,000
54-40-55010	EQUIPMENT RENTAL	2,000	0	0	0	0	0
54-40-55100	REPAIR & MAINT - OTHER	30,000	557	600	0	0	600
54-40-55200	NON CAP EQUIPMENT PURCHASES	1,500	3,190	2,000	1,224	2,448	2,000
54-40-61000	VEHICLE PARTS & LABOR	5,500	9,614	11,500	3,095	6,190	8,000
54-40-62002	TIRES	3,000	2,161	1,600	0	0	5,000
54-40-62003	GASOLINE	25,000	19,893	25,000	8,653	17,306	25,000
54-40-62004	DIESEL	2,400	6,615	7,000	7,769	15,538	7,000
54-40-62007	OTHER FLUIDS & LUBRICANTS	0	0	1,000	0	0	1,000
54-40-89000	DEPRECIATION EXPENSE	0	1,093,233	0	0	0	0
54-40-91000	CAPITAL EXPENDITURES	7,500	2,271	7,500	5,329	7,500	7,500
54-40-95000	RESERVE ACCUMULATION	0	0	0	0	0	559,728
54-40-98000	PRINCIPLE PAYMENT OFFSET	0	(730,353)	0	0	0	0
54-40-99010	TRANSFER TO ADMINISTRATION	4,434	4,434	9,565	4,782	9,565	4,089
54-40-99051	TRANSFERS TO CITY MANAGER	19,383	19,383	17,355	8,678	17,355	17,455
54-40-99052	TRANSFERS TO FINANCE	92,200	92,200	110,577	55,289	110,577	105,678
54-40-99057	TRANSFERS TO LEGAL SVCS	7,708	7,708	10,235	5,118	10,235	12,245
54-40-99075	TRANSFERS TO PUBLIC WORKS	15,928	15,928	15,942	7,971	15,942	16,307
54-40-99077	TRANSFERS TO GARAGE	12,153	12,153	10,015	5,007	10,015	12,197
54-40-99086	TRANSFERS TO DEBT SERVICE WWTP	1,090,081	1,090,081	1,097,942	596,573	1,097,942	1,180,193
54-40-99090	TRFS TO RESERVES - DEBT SERVICE	116,623	26,682	116,771	58,386	116,771	101,120
54-40-99157	TRANSFER TO PW GRANTS	695,000	111,449	860,000	0	60,000	0
	<b>Total Expenses-Waste Water</b>	<b>2,980,947</b>	<b>3,255,634</b>	<b>3,357,390</b>	<b>1,243,547</b>	<b>2,455,020</b>	<b>3,025,620</b>

## Sanitation Fund

The Sanitation Fund is responsible for collecting all solid waste in the City and for collecting, processing, and selling recyclable materials. The Sanitation Division consists of a supervisor, two container truck drivers, a three-man crew that does the hand pick-up in Old Bisbee, and two recycling attendants in conjunction with supervised inmate labor.

Recycling facilities are located at the Cochise County Transfer Station. The community interest in recycling has increased significantly over the last few years. This increase has also provided larger than expected loads at the drop off locations. The recycling center experiences more requests from the business community than can be currently served. The City of Bisbee is the leader in Cochise County for recycling and will continue to find ways to streamline and increase the recycling effort.

## Fiscal Year 2015-16 Budget Highlights

This budget reflects no rate increase for recycling services for the next year.

Funds are budgeted to replace equipment within the division using the vehicle replacement program implemented several years ago. We purchased a used garbage truck in FY2013-14 and two new trucks in

<u>Account Number</u>	<u>Account Description</u>	<u>FY 2014 Budget</u>	<u>FY 2014 Actual</u>	<u>FY 2015 Budget</u>	<u>YTD 12/31/14 Actual</u>	<u>FY 2015 Y/E Estimate</u>	<u>FY 2016 Proposed</u>
<b>Sanitation</b>							
56-36-11400	RECYCLING REVENUE	20,000	26,368	35,000	13,772	27,544	35,000
56-37-10550	USER FEES	814,997	821,615	814,997	409,898	819,796	821,615
56-37-10551	USER FEES - RECYCLING	24,450	14,437	27,450	12,323	24,646	25,000
56-37-10553	SPECIAL PICK-UP FEES	1,500	325	700	837	1,674	1,500
56-38-50010	GAIN/LOSS ON DISPOSAL OF ASSET	0	350	0	0	0	0
56-38-51000	USE OF RESERVES	133,637	0	84,889	0	0	63,371
	<b>Total Revenue-Sanitation</b>	<b>994,584</b>	<b>863,095</b>	<b>963,036</b>	<b>436,830</b>	<b>873,660</b>	<b>946,486</b>
56-40-11000	SALARIES - GENERAL	249,262	256,767	274,912	143,454	274,912	277,085
56-40-11001	OVERTIME - GENERAL	7,000	6,099	3,500	2,055	3,500	3,500
56-40-11050	SALARIES - PART TIME	0	390	0	0	0	0
56-40-11100	F.I.C.A.	16,283	15,846	17,672	8,981	17,672	17,396
56-40-11200	MEDICARE	3,808	3,786	4,133	2,100	4,133	4,068
56-40-11300	A.S.R.S.	29,573	29,655	32,296	16,879	32,296	32,183
56-40-11301	A.S.R.S., Alternate Contribution	0	0	0	0	0	0
56-40-11500	MEDICAL INSURANCE	44,810	44,334	46,522	23,689	46,522	39,724
56-40-11501	STANDARD DISABILITY INSURANCE	1,420	1,295	1,233	636	1,233	1,319
56-40-11505	DEFERRED COMP	6,370	6,302	6,613	3,367	6,613	6,613
56-40-11510	DENTAL INSURANCE	4,686	4,010	4,084	2,089	4,084	4,207
56-40-11600	LIFE INSURANCE	797	792	831	417	831	831
56-40-11700	WORKERS COMPENSATION	21,048	21,823	24,811	12,428	24,811	17,027
56-40-11800	STATE UNEMPLOYMENT	0	0	0	0	0	0
	<b>Sanitation Personnel Costs</b>	<b>385,057</b>	<b>391,099</b>	<b>416,607</b>	<b>216,095</b>	<b>416,607</b>	<b>403,953</b>
56-40-12300	UNIFORMS & CLOTHING	800	121	400	316	632	400
56-40-12500	RECRUITMENT & EMPLOYMENT TESTING	2,000	0	1,000	0	0	1,000
56-40-12500	VACCINES	0	0	0	0	0	0
56-40-13100	BUSINESS TRAVEL	1,000	142	600	0	0	600
56-40-13400	EDUCATION & TRAINING	3,000	490	3,000	0	0	3,000
56-40-21000	ELECTRIC	1,300	1,500	1,700	729	1,458	1,700
56-40-22000	WATER	500	0	400	0	0	400
56-40-23000	GAS	500	382	300	179	358	300
56-40-24000	TELEPHONE & FAX	3,000	662	500	338	676	500
56-40-34000	CONTRACT SERVICES	9,000	4,198	3,500	1,547	3,094	3,500
56-40-34100	DOC WORKERS	6,000	6,640	6,200	2,065	4,130	6,200
56-40-37000	PROPERTY, CASUALTY, LIABILITY	25,000	22,150	32,150	11,733	23,466	32,150
56-40-37100	INSURANCE CLAIMS & DEDUCTIBLES	5,000	0	5,000	0	0	5,000
56-40-43500	POSTAGE	0	0	0	0	0	0
56-40-45100	DISPOSABLE EQUIPMENT & TOOLS	1,000	161	400	26	52	400
56-40-45200	SAFETY EQUIPMENT	1,000	1,220	1,000	384	768	1,000
56-40-45300	CUSTODIAL SUPPLIES	0	1,774	2,500	843	1,686	2,500
56-40-46000	OPERATIONAL EXPENSES	3,000	5,623	2,000	2,047	4,094	2,000
56-40-46561	COUNTY TIPPING FEES	159,500	200,809	176,000	86,372	172,744	176,000
56-40-46562	RECYCLING PROGRAM	10,000	10,689	10,000	4,241	8,482	10,000
56-40-47500	BAD DEBT	10,000	165,467	20,000	0	0	20,000
56-40-55000	EQUIPMENT REPAIR & MAINTENANCE	25,000	10,014	15,000	1,627	3,254	15,000
56-40-55200	NON CAP EQUIPMENT PURCHASES	20,000	15,124	22,000	1,381	2,762	22,000
56-40-61000	VEHICLE PARTS & LABOR	25,000	57,887	60,000	6,197	12,394	60,000
56-40-62002	TIRES	20,000	7,765	18,000	8,140	16,280	18,000
56-40-62003	GASOLINE	10,750	8,371	12,500	3,579	7,158	12,500
56-40-62004	DIESEL	23,000	20,122	20,000	13,476	26,952	20,000
56-40-62007	OTHER FLUIDS & LUBRICANTS	1,000	0	1,000	0	0	1,000
56-40-89000	DEPRECIATION EXPENSE	0	52,171	0	0	0	0
56-40-91000	CAPITAL EXPENDITURES	0	0	0	0	0	0
56-40-95000	RESERVE ACCUMULATION-RESTRICTED	24,800	0	25,200	0	0	25,200
56-40-98000	PRINCIPAL PAYMENT - OFFSET	0	0	0	0	0	0
56-40-99010	TRANSFERS TO ADMINISTRATION	12,187	12,187	16,507	8,253	16,507	4,089
56-40-99051	TRANSFERS TO CITY MANAGER	0	0	0	0	0	6,982
56-40-99052	TRANSFERS TO FINANCE	59,186	59,186	46,747	23,373	46,747	45,320
56-40-99054	TRANSFERS TO WASTEWATER FUND	0	0	0	0	0	0
56-40-99057	TRANSFERS TO LEGAL SVCS	3,083	3,083	3,071	1,536	3,071	3,674
56-40-99077	TRANSFERS TO GARAGE	12,153	12,153	10,015	5,007	10,015	12,196
56-40-99085	TRANSFER TO DEBT SERVICE	21,768	3,866	21,768	10,884	21,768	21,768
56-40-99099	TRANSFER TO CAPITAL PROJECTS	110,000	47,600	0	0	0	0
56-40-99975	TRANSFERS TO PW ADMIN	0	0	7,971	3,986	7,971	8,154
	<b>Total Expenses-Sanitation</b>	<b>994,584</b>	<b>1,122,656</b>	<b>963,036</b>	<b>414,354</b>	<b>813,126</b>	<b>946,486</b>

# Bisbee Public Works Grants

The Public Works Grants initiate projects outside the normal Public Works operations.

## Fiscal Year 2015-16 Budget Highlights

Funds have been set aside for a BECC grant for the sewer expansion in Tintown, along with funding for the Old Bisbee Laterals.

<u>Account Number</u>	<u>Account Description</u>	<u>FY 2014 Budget</u>	<u>FY 2014 Actual</u>	<u>FY 2015 Budget</u>	<u>YTD 12/31/14 Actual</u>	<u>FY 2015 Y/E Estimate</u>	<u>FY 2016 Proposed</u>
<b>PW Grants</b>							
57-30-22502	BECC GRANT SEWER/OLD BISBEE LATE	50,000	0	50,000	0	50,000	0
57-30-22506	WWTP SOLAR GENERATOR SYSTEM	1,600,000	0	1,600,000	930,596	1,600,000	0
57-30-22508	NADBank - USDA/RD TINTOWN SEWER	1,446,000	5,036	1,741,722	(5,036)	1,741,722	0
57-30-22510	MISCELLANEOUS PUBLIC WORKS GRAN	2,500,000	0	2,500,000	0		2,500,000
57-30-22554	WWTP UPGRADES - USDA	505,000	0	0	0	0	222,222
57-38-99054	TRANSFER FROM SEWER	695,000	159,109	860,000	0	60,000	0
	<b>Total Revenue</b>	6,796,000	164,145	6,751,722	925,560	3,451,722	2,722,222
57-40-22502	WIFA GRANT SEWER/OLD BISBEE LATEF	50,000	0	110,000	0	110,000	0
57-40-22506	WWTP SOLAR GENERATOR SYSTEM	1,600,000	0	1,600,000	1,020,357	1,600,000	0
57-40-22508	NADBank - USDA/RD TINTOWN	1,446,000	5,036	1,741,722	0	1,741,722	0
57-40-22510	MISCELLANEOUS PUBLIC WORKS GRAN	2,500,000	0	2,500,000	0		2,500,000
57-40-22554	WWTP GRANTS UPGRADES - USDA	1,200,000	159,109	800,000	53,133	110,000	222,222
	<b>Total Expenses</b>	6,796,000	164,145	6,751,722	1,073,490	3,561,722	2,722,222



## Queen Mine Fund

The Mine Tour is an enterprise program for the City of Bisbee which means it operates with its own budget and funds generated from the tour to maintain, improve, and expand the tour as well as support the Visitors Center.

Funded by the sale of tour tickets and gift shop items, the Queen Mine Tour sees over 50,000 visitors a year from all 50 states and around the world. While the City owns the building once known as the Change House, Freeport-McMoRan leases the underground used for tours.

Recent Accomplishments of the Queen Mine Tour include:

- Safety upgrades included raising the ceiling height 2-4 ft along the escape way. This project required a large amount of blasting and removal of tons of rock. Installed a GOB fence in a section of escape way. Filled in an area with muck and extended the stair case. Freeport McMoran personnel have also recently completed additional safety upgrades.
- Installed bulkheads in raises that connected to the escape way. These bulkheads are located from 20 ft to 80 ft off the ground. This also required installation of two man-ways used to access the tops of the raises.
- Continue to upgrade safety improvements for tours including: fluorescent lights, displays, head frames, and working toward mine improvements required for the lease and MSHA standards.
- Facility improvement projects, restroom remodel, and landscaping. Our new plans call for remodeling Visitor Center's office.
- A continued, aggressive social media campaign on Facebook in English and Spanish has increased exposure to the tour and facilities.
- Created new position for train attendants, hired and trained individuals for continued safety standards.
- Investigation and preliminary planning for a new geology based tour.

## Fiscal Year 2015-16 Budget Highlights

Ongoing efforts to improve safety will remain the top priority. These will include infrastructure repairs and the rebuilding of locomotives along with continued cleaning of the mine shafts, shoring up and replacing timbers. Expanded routine maintenance schedules will help alleviate any threats to tourists and tour guides.

Capital Improvements to the Mine include purchasing locomotives, mine car wheels, battery charger and rail switch and track replacement.

<u>Account Number</u>	<u>Account Description</u>	<u>FY 2014 Budget</u>	<u>FY 2014 Actual</u>	<u>FY 2015 Budget</u>	<u>YTD 12/31/14 Actual</u>	<u>FY 2015 Y/E Estimate</u>	<u>FY 2016 Proposed</u>
<b>Queen Mine</b>							
59-31-25000	TAX CREDITS TAKEN	400	369	400	154	0	0
59-34-15001	MERCHANDISE SALES	215,000	257,046	215,000	114,805	257,000	265,000
59-34-15010	MAIL ORDER SALES	200	1,143	200	1,141	1,200	200
59-34-17500	MINE TOURS	441,000	395,670	441,000	151,044	396,000	441,000
59-36-11600	OVER/SHORT	0	(91)	0	0	0	13
59-36-15003	VENDING MACHINE SALES	4,000	3,410	3,000	1,052	1,300	1,300
59-38-99235	FUND BALANCE ALLOCATION	199,104	0	244,256	0		255,207
	<b>Total Revenue-QM</b>	859,704	657,547	903,856	268,196	655,500	962,720

<u>Account Number</u>	<u>Account Description</u>	<u>FY 2014 Budget</u>	<u>FY 2014 Actual</u>	<u>FY 2015 Budget</u>	<u>YTD 12/31/14 Actual</u>	<u>FY 2015 Y/E Estimate</u>	<u>FY 2016 Proposed</u>
59-40-11000	SALARIES - GENERAL	159,470	165,905	163,925	82,987	163,925	149,926
59-40-11001	OVERTIME - GENERAL	2,000	491	2,000	291	582	2,000
59-40-11050	SALARIES - PART TIME	106,407	79,084	121,711	40,386	80,772	159,921
59-40-11100	F.I.C.A.	16,935	14,601	18,085	7,491	14,982	19,335
59-40-11200	MEDICARE	3,961	3,495	4,230	1,752	3,504	4,522
59-40-11300	A.S.R.S.	16,866	17,525	16,178	8,876	17,752	18,719
59-40-11301	ALTERNATE CONTRIBUTIONS, A.S.R.S.	7,812	3,502	6,475	1,195	2,390	4,498
59-40-11402	ALTERNATE CONTRIBUTIONS, P.S.P.R.S	0	0	0	0	0	0
59-40-11500	MEDICAL INSURANCE	37,104	29,017	28,541	13,795	27,590	24,371
59-40-11501	STANDARD DISABILITY INSURANCE	819	939	892	421	842	822
59-40-11505	DEFERRED COMP	5,274	4,125	4,057	1,961	3,922	4,057
59-40-11510	DENTAL INSURANCE	2,322	2,604	2,716	1,306	2,612	2,392
59-40-11600	LIFE INSURANCE	406	468	459	221	442	510
59-40-11700	WORKERS COMPENSATION	8,591	8,039	10,065	3,906	7,812	9,070
<b>Queen Mine Personnel Costs</b>		<b>367,967</b>	<b>329,795</b>	<b>379,334</b>	<b>164,588</b>	<b>327,127</b>	<b>400,143</b>

<u>Account Number</u>	<u>Account Description</u>	<u>FY 2014 Budget</u>	<u>FY 2014 Actual</u>	<u>FY 2015 Budget</u>	<u>YTD 12/31/14 Actual</u>	<u>FY 2015 Y/E Estimate</u>	<u>FY 2016 Proposed</u>
59-40-12300	UNIFORMS & CLOTHING	1,600	1,703	1,600	1,083	1,083	1,600
59-40-12500	RECRUTMENT/EMP TESTING	100	0	0	0	0	0
59-40-13100	BUSINESS TRAVEL	0	35	0	0	0	0
59-40-13200	SUBSCRIPTIONS & DUES	0	300	0	0	0	0
59-40-13400	EDUCATION/TRAINING	3,000	0	2,000	0	500	1,000
59-40-21000	ELECTRIC	11,000	13,622	12,000	6,730	16,000	23,000
59-40-22000	WATER	1,500	1,247	1,500	585	1,500	1,500
59-40-22550	SEWER AND GARBAGE SERV.	4,487	4,464	4,757	1,897	4,757	4,757
59-40-23000	GAS/WOOD	1,500	750	2,000	0	0	2,000
59-40-24000	TELEPHONE & FAX	2,000	1,826	2,000	925	1,900	1,900
59-40-24001	INTERNET ACCESS FEE	900	915	900	280	915	925
59-40-24110	RENT/LEASE	1,200	10	1,200	0	10	1,200
59-40-34000	CONTRACT SERVICES	600	1,389	800	300	300	800
59-40-34100	DOC WORKERS	1,900	1,404	1,900	579	1,900	1,900
59-40-36000	MAINTENANCE & SUPPORT AGREEMEN'	800	0	800	0	800	800
59-40-37000	PROPERTY, CASUALTY, LIABILITY	40,000	29,282	40,000	0	35,000	40,000
59-40-37100	INSURANCE CLAIMS & DEDUCTIBLES	500	0	500	0	0	500
59-40-41500	OFFICE SUPPLIES	3,500	2,941	3,500	1,634	3,200	3,500
59-40-42040	ADVERTISING	22,000	23,618	22,000	20,812	22,000	32,000
59-40-42050	NON CAP ADMIN EQUIP/FURN	0	2,606	0	0	0	0
59-40-43110	CREDIT CARD FEES	16,000	14,119	16,000	6,296	16,000	16,000
59-40-43500	POSTAGE	400	153	400	62	200	400
59-40-45100	DISPOSABLE EQUIP & TOOLS	0	1,923	2,000	0	1,500	2,000
59-40-45200	SAFETY EQUIP & SUPPLIES	8,000	17,439	10,000	713	6,000	10,000
59-40-45300	CUSTODIAL SUPPLIES	2,500	2,879	2,500	571	3,000	3,000
59-40-46000	OPERATIONAL EXPENSES	7,000	1,571	7,000	719	5,000	7,000
59-40-46030	CONCESSION SUPPLIES	2,000	1,389	1,500	169	800	1,000
59-40-46591	MERCHANDISE	100,000	84,193	100,000	51,276	100,000	120,000
59-40-55000	EQUIPMENT REPAIR & MAINT	17,000	8,826	17,000	1,614	17,000	17,000
59-40-55100	REPAIR & MAINT - OTHER	9,000	713	9,000	4,874	9,000	9,000
59-40-61000	VEHICLE PARTS & LABOR	1,000	1,236	1,000	255	1,000	1,000
59-40-62003	GASOLINE	1,500	525	1,500	228	1,000	1,000
59-40-62004	DIESEL	0	0	0	11	11	0
59-40-89000	DEPRECIATION EXPENSE	0	12,831	0	0	0	0
59-40-99010	TRANSFERS TO ADMIN & GEN	16,259	16,259	17,794	8,897	17,794	17,771
59-40-99020	TRANSFER TO TRANSIENT ROOM TAX	16,000	16,000	16,000	8,000	16,000	16,000
59-40-99052	TRANSFERS TO FINANCE	14,491	14,491	24,254	12,127	24,254	22,907
59-40-99057	TRANSFERS TO LEGAL SVCS	0	0	5,117	2,559	5,117	5,117
59-40-99099	TRANSFERS TO CAPITAL PROJECTS	184,000	3,485	196,000	4,300	0	196,000
	<b>Total Expenses-QM</b>	<b>859,704</b>	<b>613,939</b>	<b>903,856</b>	<b>302,084</b>	<b>640,668</b>	<b>962,720</b>

## Miscellaneous Grants

This budget reflects grant funds not accounted for elsewhere in the budget. These include library, parks, and tourism grants as well as Transportation grants for buses.

### Fiscal Year 2015-16 Budget Highlights

Requests for this budget include an allocation for miscellaneous grants to allow for potential grant opportunities.

<u>Account Number</u>	<u>Account Description</u>	<u>FY 2014 Budget</u>	<u>FY 2014 Actual</u>	<u>FY 2015 Budget</u>	<u>YTD 12/31/14 Actual</u>	<u>FY 2015 Y/E Estimate</u>	<u>FY 2016 Proposed</u>
<b>Misc Grants</b>							
78-30-23112	LIBRARY PENDING GRANTS	15,000	0	15,000	0	0	15,000
78-30-23202	ADOT - BISBEE BUS	74,400	74,121	112,500	0	0	0
78-30-79000	MISCELLANEOUS GRANTS	5,000,000	0	5,000,000	0	0	5,000,000
78-38-99996	TRANS FROM BISBEE BUS	5,600	5,579	12,500	0	0	0
	<b>Total Revenue</b>	<b>5,095,000</b>	<b>79,700</b>	<b>5,140,000</b>	<b>0</b>	<b>0</b>	<b>5,015,000</b>
							0
78-40-23112	LIBRARY PENDING GRANTS	15,000	0	15,000	0	0	15,000
78-40-79000	MISCELLANEOUS GRANTS	5,000,000	0	5,000,000	0	0	5,000,000
78-40-90000	CAPITAL EXPENDITURES-BISBEE BUS	80,000	79,700	125,000	0	0	0
	<b>Total Expenses</b>	<b>5,095,000</b>	<b>79,700</b>	<b>5,140,000</b>	<b>0</b>	<b>0</b>	<b>5,015,000</b>

## Debt Service

This fund accounts for the accumulation of resources and payment of general long-term debt principle and interest payments. Budgeted funds are transferred into this fund from the various funding sources. These funds are then used to make the appropriate debt payments on one ambulance, one garbage trucks and two police cars.

### Fiscal Year 2015-16 Budget Highlights

This year's budget reflects the principle and interest payments due on general long-term debt of the City.

<u>Account Number</u>	<u>Account Description</u>	<u>FY 2014 Budget</u>	<u>FY 2014 Actual</u>	<u>FY 2015 Budget</u>	<u>YTD 12/31/14 Actual</u>	<u>FY 2015 Y/E Estimate</u>	<u>FY 2016 Proposed</u>
<b>Debt Service</b>							
85-38-10550	TRANSFER FROM GF ADMIN/GEN	29,752	29,752	62,874	31,437	62,874	47,021
85-38-39000	TRANSFERS FROM RICO FUND/SPEC RE	16,561	16,561	0	0	0	0
85-38-56000	TRANSFER FROM SANITATION	21,768	3,866	21,768	10,884	21,768	21,768
	<b>Total Debt Service Revenue</b>	<b>68,081</b>	<b>50,179</b>	<b>84,642</b>	<b>42,321</b>	<b>84,642</b>	<b>68,789</b>
85-70-81000	PRINCIPAL PMTS, LEASE PURCHASE	60,359	42,457	75,993	38,634	62,439	63,716
85-70-81500	INTEREST PMTS, LEASE PURCHASE	7,722	7,722	8,649	3,687	5,643	5,073
	<b>Total Debt Service Expenses</b>	<b>68,081</b>	<b>50,179</b>	<b>84,642</b>	<b>42,321</b>	<b>68,082</b>	<b>68,789</b>



## Debt Service for Wastewater Project

This fund accounts for the accumulation of resources and payment of debt related to the Wastewater Project, and includes the annual debt payments for Water Infrastructure Finance Authority (WIFA) and USDA Rural Development. Funds are also budgeted for debt service reserves, repair and replacement reserves, and operating and maintenance reserves required by WIFA, USDA, and North American Development Bank. Transfers from the Wastewater Fund support these payments.

### Fiscal Year 2015-16 Budget Highlights

This budget includes all payments due in Fiscal Year 2015-16.

<u>Account Number</u>	<u>Account Description</u>	<u>FY 2014 Budget</u>	<u>FY 2014 Actual</u>	<u>FY 2015 Budget</u>	<u>YTD 12/31/14 Actual</u>	<u>FY 2015 Y/E Estimate</u>	<u>FY 2016 Proposed</u>
<b>Debt Service for WWTP</b>							
86-36-21000	INTEREST INCOME	0	214	100	110	220	100
86-38-99000	TRANSFERS IN - DEBT SERVICE	1,090,081	1,090,081	1,097,942	596,573	1,097,942	1,180,193
86-38-99010	TRFS IN--DEBT SERVICE RESERVES	116,623	26,682	116,771	58,386	116,771	101,120
	<b>Total Revenue</b>	<b>1,206,704</b>	<b>1,116,977</b>	<b>1,214,813</b>	<b>655,069</b>	<b>1,214,933</b>	<b>1,281,413</b>
86-40-98010	RESERVE ACCUMULATION	116,623	0	116,871	0	0	101,120
86-80-81000	PRINCIPAL PAYMENTS	730,122	730,353	747,489	792,184	792,184	836,091
86-80-81500	INTEREST PAYMENTS	359,959	349,358	350,453	126,843	126,843	344,202
	<b>Total Expenses</b>	<b>1,206,704</b>	<b>1,079,711</b>	<b>1,214,813</b>	<b>919,027</b>	<b>919,027</b>	<b>1,281,413</b>

## Youth Fund

The Youth Fund was established as a permanent fund with \$103,000 in proceeds from the sale of properties known as the Old Police Station and Old Fire Station. The fund must maintain the principal of \$103,000. Interest income and fund balances from previous years activity in excess of the \$103,000 may be budgeted for programs and expenditures consistent with the purposes of this fund.

### Fiscal Year 2015-16 Budget Highlights

Funds are budgeted for potential operating expenditures, capital expenditures, and fund-raising activities pertinent to youth and youth activities. Major repairs are needed to the pool for ADA compliance which must be addressed this budget year prior to reopening the pool next year.

<u>Account Number</u>	<u>Account Description</u>	<u>FY 2014 Budget</u>	<u>FY 2014 Actual</u>	<u>FY 2015 Budget</u>	<u>YTD 12/31/14 Actual</u>	<u>FY 2015 Y/E Estimate</u>	<u>FY 2016 Proposed</u>
<b>Youth Fund</b>							
89-36-21000	INTEREST INCOME	500	131	500	279	0	0
89-36-50010	FUND RAISING PROCEEDS	2,000	0	2,000	0	0	0
89-36-99925	USE OF FUND BALANCE	10,500	0	11,500	0	0	55,000
	<b>Total Revenue</b>	<b>13,000</b>	<b>131</b>	<b>14,000</b>	<b>279</b>	<b>0</b>	<b>55,000</b>
89-40-50000	AUTHORIZED EXPENDITURES	1,000	0	4,000	500	0	0
89-40-50010	FUND RAISING EXPENSES	2,000	0	0	0	0	0
89-40-99099	TRANSFER TO CAPITAL PROJECTS	10,000	0	10,000	0	0	55,000
	<b>Total Expenses</b>	<b>13,000</b>	<b>0</b>	<b>14,000</b>	<b>500</b>	<b>0</b>	<b>55,000</b>

## Bisbee Bus Fund

The Bisbee Bus operations are primarily funded through the Arizona Department of Transportation's 5311 program. Additional funds to support the Bisbee Bus are provided from a 5310 ADOT Program, AAA, and SEAGO. General funds are also utilized for matching funds. Bisbee currently owns 3 buses, which are required to be under lien with ADOT for the duration of 5 years or 200,000 miles.

The day to day operations of the Bisbee Bus are contracted through Catholic Community Services (CCS) which provides drivers, safety training and oversight of operations, ridership, marketing and administration.

The Bisbee Bus runs a fixed route deviated service Monday thru Friday 6:00 a.m. to 6:20 p.m. and Saturdays from 9:00 a.m. to 3:35 p.m. This service is provided year round with the exception of holidays. The route includes Old Bisbee, Warren, Saginaw, Tin Town, San Jose, and Naco. On weekdays, the bus makes 10 round trips per day and runs an early morning commuter route. Saturdays the bus makes 4 round trips. Cost to ride the bus is \$1.00 for adults, .50 for seniors, and .25 for students. Assistance is available for seniors and disabled riders to obtain reduced fare passes at the Senior Center.

The current contract with Catholic Community Services is set to expire in October 2014.

36,000 riders took the Bisbee bus last year. 64% of those riders were elderly and/or disabled.

### Fiscal Year 2015-16 Budget Highlights

The 2015-2016 fiscal year budgets continue to increase fuel and maintenance costs.

<u>Account Number</u>	<u>Account Description</u>	<u>FY 2014 Budget</u>	<u>FY 2014 Actual</u>	<u>FY 2015 Budget</u>	<u>YTD 12/31/14 Actual</u>	<u>FY 2015 Y/E Estimate</u>	<u>FY 2016 Proposed</u>
<b>Bisbee Bus</b>							
96-30-50000	ADOT GRANT	0	5,500	0	0	0	0
96-30-50045	SEAGO TRANSPORTATION	22,000	20,331	18,650	8,190	18,648	18,650
96-30-50050	CCS LOCAL SHARE	8,000	11,060	10,500	5,124	10,000	10,500
96-30-50060	FEDERAL SHARE	200,000	190,462	278,000	72,537	246,118	287,500
96-30-50132	TRANSFERS FROM GEN FUND	5,600	5,579	12,500	0	0	3,700
	<b>Total Revenue</b>	235,600	232,932	319,650	85,851	274,766	320,350
96-40-41505	ADMIN MISC EXPENSES	2,000	807	3,500	1,316	3,450	3,000
96-40-41606	CCS OPERATING EXPENSES	160,550	173,670	219,000	42,653	199,190	229,000
96-40-41607	CITY OPERATING EXPENSE	20,000	43,621	33,550	13,360	24,413	33,550
96-40-43500	POSTAGE	50	49	100	11	70	100
96-40-52500	PROPERTY, CASUALTY, LIABILITY	10,000	5,283	12,000	2,798	6,995	10,000
96-40-62000	FUEL & LUBRICANTS	37,400	27,417	39,000	13,130	31,333	41,000
96-40-93000	TRANSFER TO MISC GRANTS/MATCH	5,600	5,579	12,500	9,315	9,315	3,700
	<b>Total Expenses</b>	235,600	256,426	319,650	82,583	274,766	320,350

## Capital Improvements Program Fund

The Capital Improvements Fund was established by City Council to receive funds from the sale of City assets, principally land owned by the City and determined to be surplus property. By ordinance, the proceeds from the sale of City assets are required to be placed in the Capital Improvements Fund. The Capital Improvements Fund is used to account for the financial resources to be used for the acquisition or construction of major capital facilities. Sources of funding may include transfers from the General Fund, Special Revenue Funds, Enterprise Funds, or grant funding, along with the use of reserves where appropriate.

## Fiscal Year 2015-16 Budget Highlights

This budget reflects very few new programs to be constructed with existing funds. The Queen Mine is scheduled to continue its Capital Improvement Program at the Mine. This includes an interior renovation, for the Visitor Center , a locomotive, battery charger, mine car wheels; switch and track replacement along with some parking lot maintenance.

There is limited current funding available for capital improvement projects . The proposed infrastructure projects will only be implemented if the transaction privilege tax increase is approved.  
This fund is not expected to grow significantly in future years , other than through tax revenues allocated for this purpose, unless significant surplus properties are sold from the City's inventory.

<u>Account Number</u>	<u>Account Description</u>	<u>FY 2014 Budget</u>	<u>FY 2014 Actual</u>	<u>FY 2015 Budget</u>	<u>YTD 12/31/14 Actual</u>	<u>FY 2015 Y/E Estimate</u>	<u>FY 2016 Proposed</u>
<b>Capital Improvements</b>							
99-30-50999	MISC. INCOME	0	7,400	0	300	0	0
99-38-21000	TRANSFER FROM STREETS	40,000	0	380,000	0	0	145,000
99-38-51000	USE OF RESERVES	0	0	255,000	0	0	965,000
99-38-59000	TRANSFER FROM QUEEN MINE	184,000	3,485	196,000	0	0	196,000
99-38-89000	TRANSFER FROM YOUTH FUND	0	0	0	0	0	55,000
<b>Total Revenue</b>		480,000	10,885	831,000	300	0	1,361,000
99-40-02101	MULE GULCH CHANNEL BRIDGE EVALS	0	0	100,000	0	0	110,000
99-40-02102	GLASS SIDEWALKS FAIR BLDG	0	0	35,000	0	0	35,000
99-40-05402	CITY HALL HEATING & COOLING SYSTEM	0	0	120,000	0	0	400,000
99-40-05403	OLD BISBEE FIRE SUPPRESSION SYS ST	0	0	100,000	0	0	100,000
99-40-05404	14TH TERRACE SUBDIVISON STORM DR	0	0	35,000	0	0	35,000
99-40-05405	LIBRARY HEATING & COOLING SYSTEM	0	0	0	0	0	50,000
99-40-05406	CITY HALL ELEVATOR	0	0	0	0	0	200,000
99-40-05407	FIRE ESCAPES	0	0	0	0	0	100,000
99-40-05408	FEMA -MULE GULCH CHANNEL DRAINAC	0	0	0	0	0	80,000
99-40-08501	CITY POOL REFURBISH	0	0	0	0	0	55,000
99-40-05900	QUEEN MINE TRAIN MINE CAR WHEELS	0	0	34,000	0	0	34,000
99-40-05901	INTERIOR RENOVATION - VC	8,000	0	15,000	782	0	15,000
99-40-05903	QM RAIL SWITCH /TRACK REPLACEMEN	20,000	0	25,000	0	0	25,000
99-40-05904	QM LOCOMOTIVES	100,000	0	100,000	0	0	100,000
99-40-05905	QM LOCOMOTIVE BATTERY CHARGER	12,000	0	12,000	0	0	12,000
99-40-05908	QM PARKING LOT MAINTENANCE	10,000	0	10,000	0	0	10,000
<b>Total Expenses</b>		480,000	139,757	831,000	9,596	0	1,361,000

**Total Expenses - All Funds                    \$28,811,189    \$29,950,230    \$26,969,258**